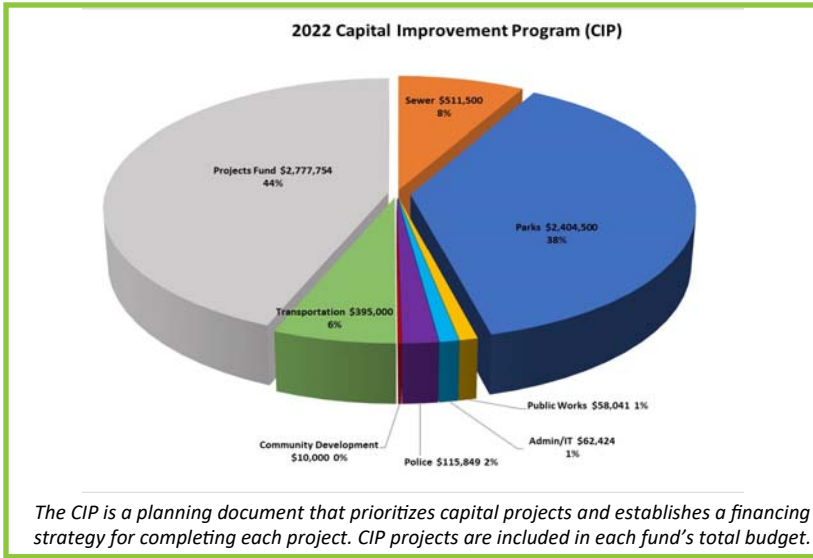
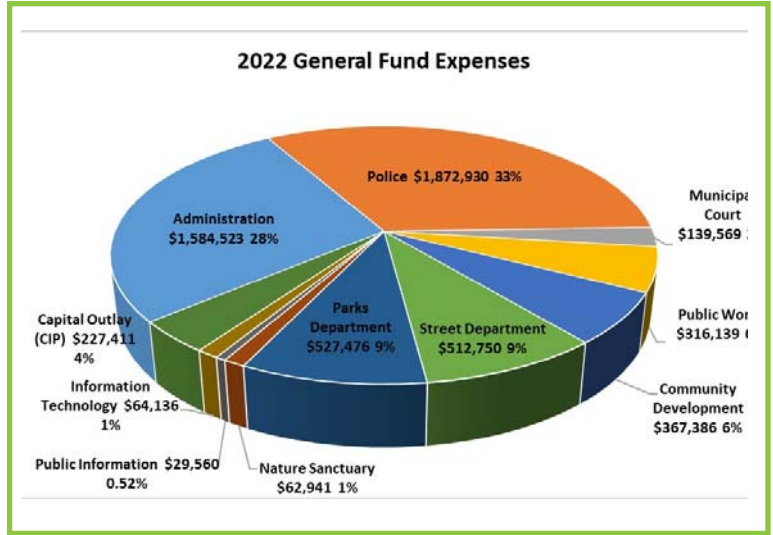
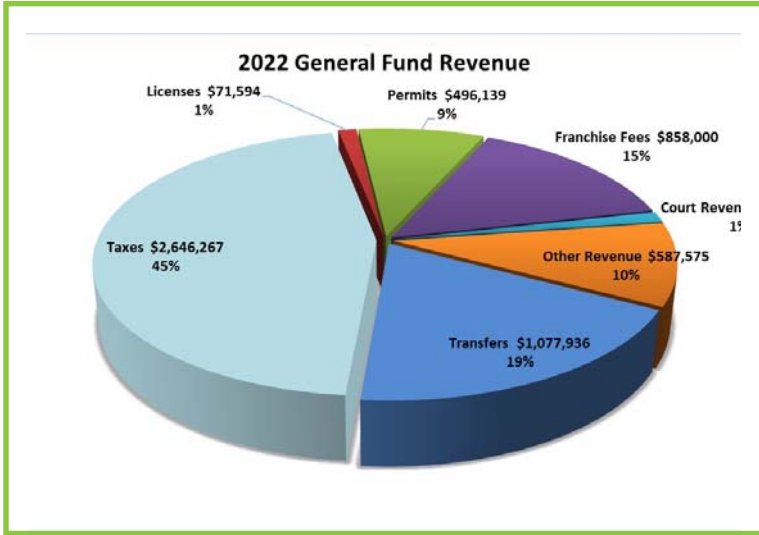


2022 Budget Summary

In accordance with Parkville Municipal Code Section 112.070.D, the budget was adopted by the Board of Aldermen on December 21, 2021. The operating budget includes projected revenues and expenditures for 16 governmental funds totaling approximately \$17.1 million.



Vision Statement

Parkville offers an exceptional quality of life for residents and visitors by embracing opportunities to enhance commerce and economic activity, while preserving the community's historic charm, attractive character and unique natural environments.

Critical Success Factors

Basic Services

Parkville will be a role model for delivery of City services and stakeholder engagement with customer service and communications that consistently exceeds expectations.

Parks and Recreation

Our parks are regionally recognized for diverse use and quality facilities that provide residents and visitors an outdoor destination. All neighborhoods will be connected by trail to each other, the City, and regional park systems.

Infrastructure

Maintain existing and construct new infrastructure/public facilities that support growth, safety, standards, service-delivery, and aesthetics, using cost efficient and best management practices while thinking strategically.

Economic Development

Parkville employs an economic development strategy that supports community and market needs, provides diverse quality development opportunities, makes strategic use of incentives, and encompasses all areas of the community.

Financial Stability

Stable finances give us a road map for future priorities while guiding staff's allocation of time and resources. Although a finite resource, it emphasizes the need for quality economic development, serves as a positioning tool for strategic partnerships, and allows us to make decisions based on long-term cost efficiencies versus short-term responses.

GENERAL FUND



Administration

Budget: \$1,584,523

Capital Projects: \$55,424



Municipal Court

Budget: \$139,569



Police

Budget: \$1,872,930

Capital Projects: \$115,849



IT/Public Information

Budget: \$93,696

Capital Projects: \$13,000



Public Works

Budget: \$316,139

Capital Projects: \$58,041



Streets

Budget: \$512,750

Capital Projects: \$395,000



Community Development

Budget: \$367,386

Capital Projects: \$10,000



Parks

Budget: \$527,476



Nature Sanctuary

Budget: \$62,941

DEBT SERVICE FUNDS



Purpose: Pay for long-term general debt principal and interest

Goal: Issue no more than 80% of statutory limit

Budget: \$768,925 (23% of statutory limit)

OTHER FUNDS

Fewson Fund

Budget: \$20,322

Economic Dev./Guest Room Tax

Budget: \$87,436

Nature Sanctuary Donation Fund

Budget: \$11,200

Parks Donation Fund

Budget: \$5,000

Projects Fund

Budget: \$3,102,754

Veterans Memorial Fund

Budget: \$115,000

Fully funded by outside donations

American Recovery Act Fund

Budget: \$425,000

EMERGENCY RESERVE FUND



Purpose: Protect against unforeseen financial obligations

Goal: 15-25% General Fund operating funds in reserves

Budget: \$1,332,108 (23%)

SEWER FUND



Purpose: Operate and maintain City's sanitary sewer system

Goal: 90 days operating expenses and annual debt payment

Budget: \$1,833,716 (includes \$511,500 in Capital Projects)

TRANSPORTATION FUND



Purpose: Allocate for transportation projects and expenses

Goal: Promote and improve City's street network

Budget: \$1,316,262 (includes \$395,000 in Capital Projects)

PARKS SALES TAX FUND



Purpose: Improve and maintain City parks

Goal: Provide dedicated funding source for parks

Budget: \$2,516,936 (includes \$2,404,500 in Capital Projects)

With the passing of the parks sales tax in 2019, an estimated \$555,000 will be collected annually for 10 years to improve our City parks.