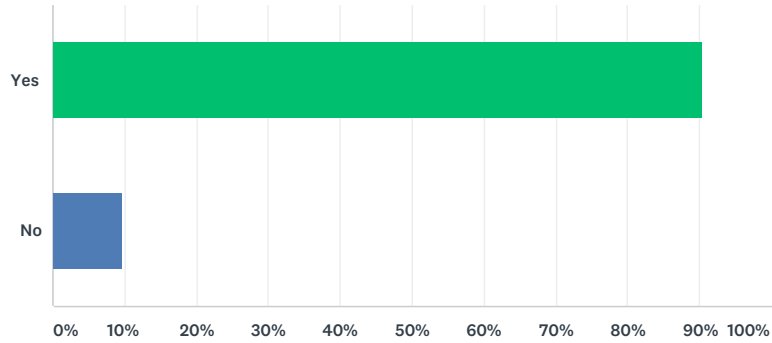


Community for All Ages Resident Survey

Q1 Do you live within Parkville City limits?

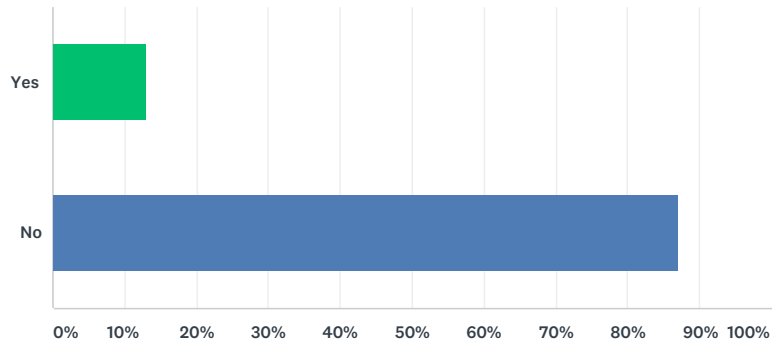
Answered: 208 Skipped: 2



ANSWER CHOICES	RESPONSES	
Yes	90.38%	188
No	9.62%	20
TOTAL		208

Q2 Do you live in unincorporated Platte County surrounding Parkville?

Answered: 208 Skipped: 2

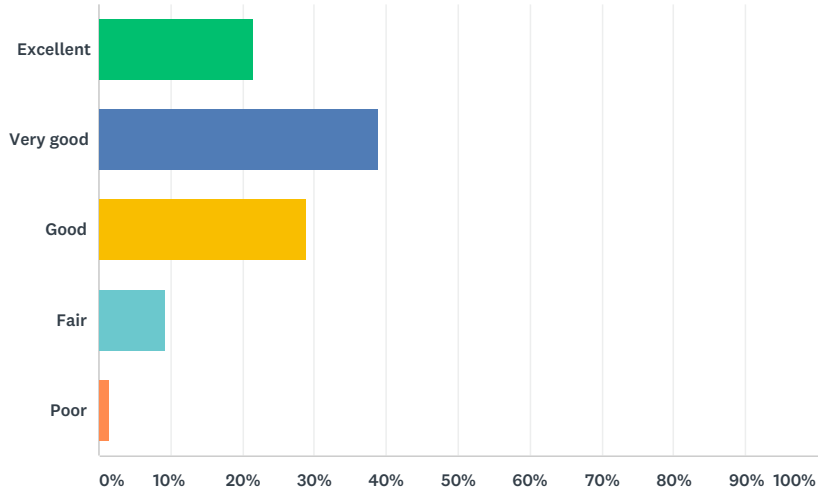


ANSWER CHOICES	RESPONSES	
Yes	12.98%	27
No	87.02%	181
TOTAL		208

Q3 How would you rate our community as a place for people to live as they age?

Answered: 208 Skipped: 2

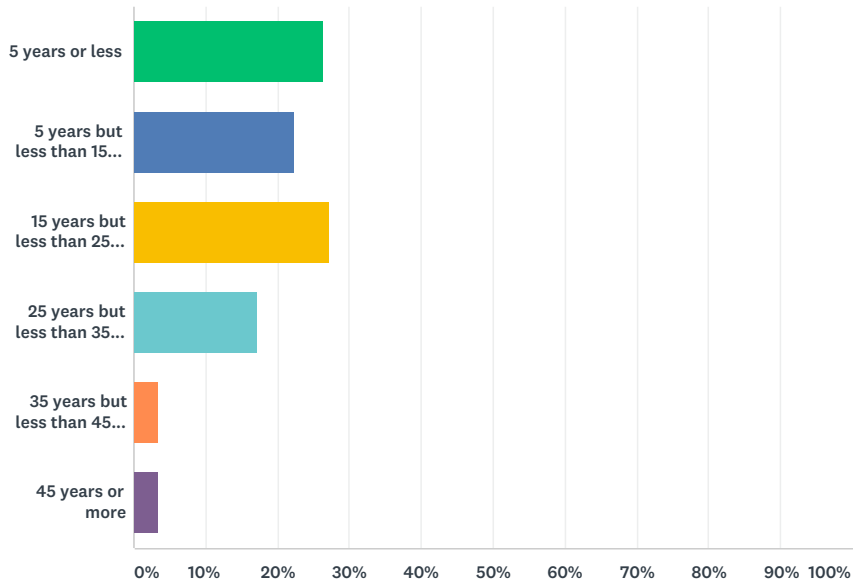
Community for All Ages Resident Survey



ANSWER CHOICES	RESPONSES	
Excellent	21.63%	45
Very good	38.94%	81
Good	28.85%	60
Fair	9.13%	19
Poor	1.44%	3
TOTAL		208

Q4 How long have you lived in this community?

Answered: 209 Skipped: 1



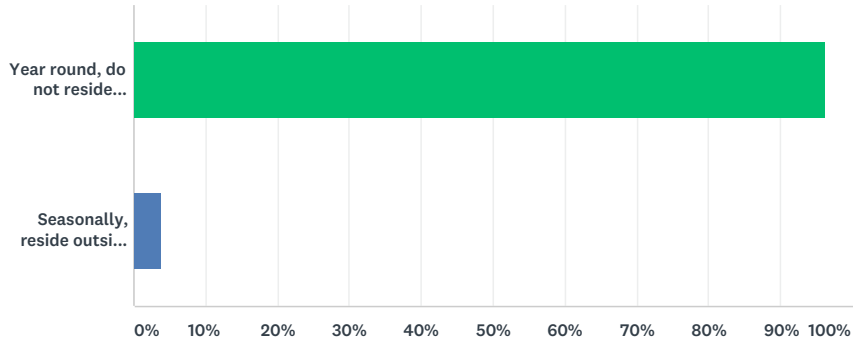
ANSWER CHOICES	RESPONSES	
5 years or less	26.32%	55
5 years but less than 15 years	22.49%	47
15 years but less than 25 years	27.27%	57
25 years but less than 35 years	17.22%	36
35 years but less than 45 years	3.35%	7

Community for All Ages Resident Survey

45 years or more	3.35%	7
TOTAL		209

**Q5 Some people reside in places outside the City of Parkville for part of the year. Which of the following describes how you reside in our city?
(CHECK ONLY ONE)**

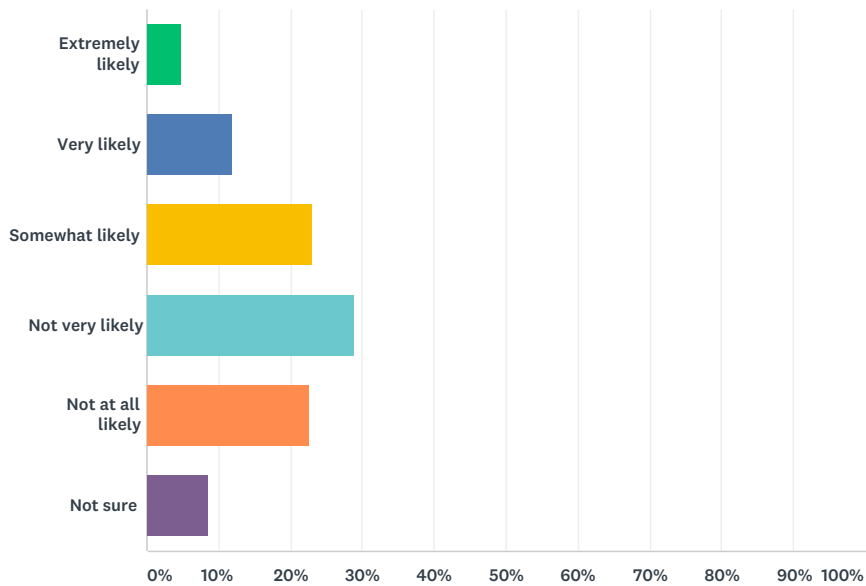
Answered: 209 Skipped: 1



ANSWER CHOICES	RESPONSES
Year round, do not reside anywhere outside of Parkville's city limits.	96.17% 201
Seasonally, reside outside of Parkville's city limits during winter, spring, summer or fall on a regular basis.	3.83% 8
Total Respondents: 209	

Q6 Thinking about your retirement years when you do not work, how likely is it that you will move to a different home within the City of Parkville?

Answered: 208 Skipped: 2



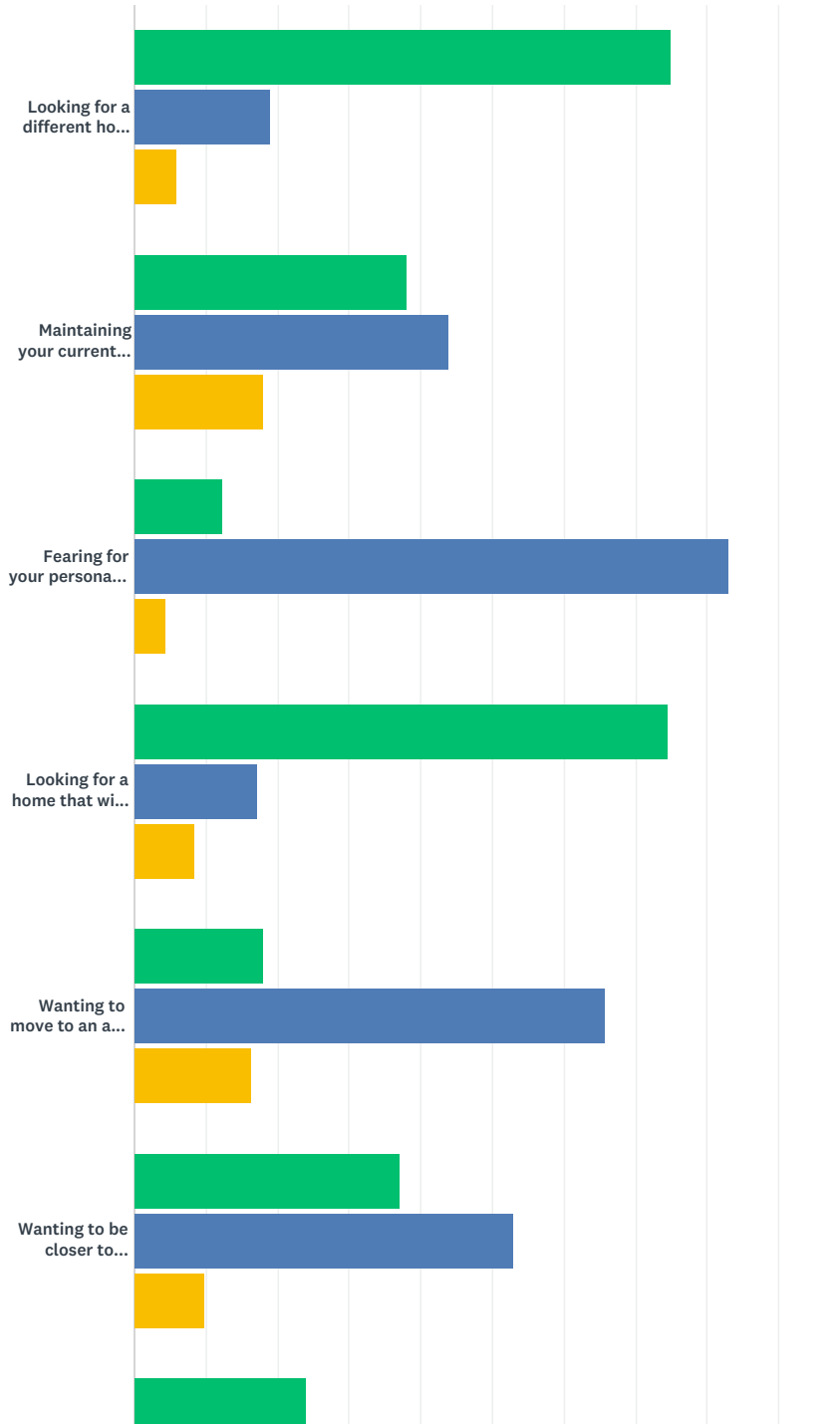
ANSWER CHOICES	RESPONSES
Extremely likely	4.81% 10
Very likely	12.02% 25

Community for All Ages Resident Survey

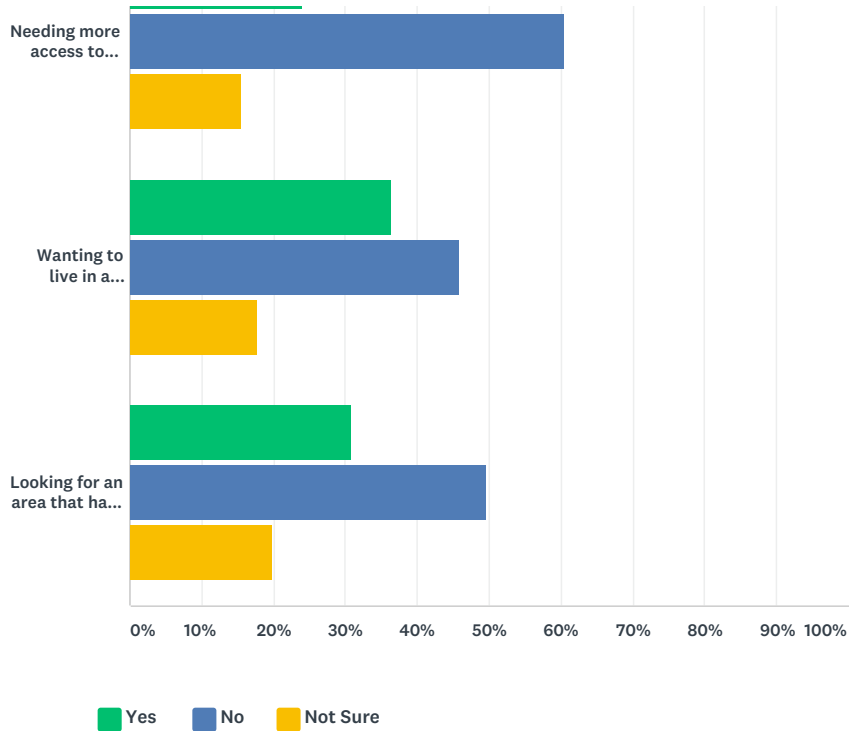
Somewhat likely	23.08%	48
Not very likely	28.85%	60
Not at all likely	22.60%	47
Not sure	8.65%	18
TOTAL		208

Q7 If you were to consider moving out of the City of Parkville during your retirement when you do not work, would the following factors impact your decision to move?

Answered: 206 Skipped: 4



Community for All Ages Resident Survey

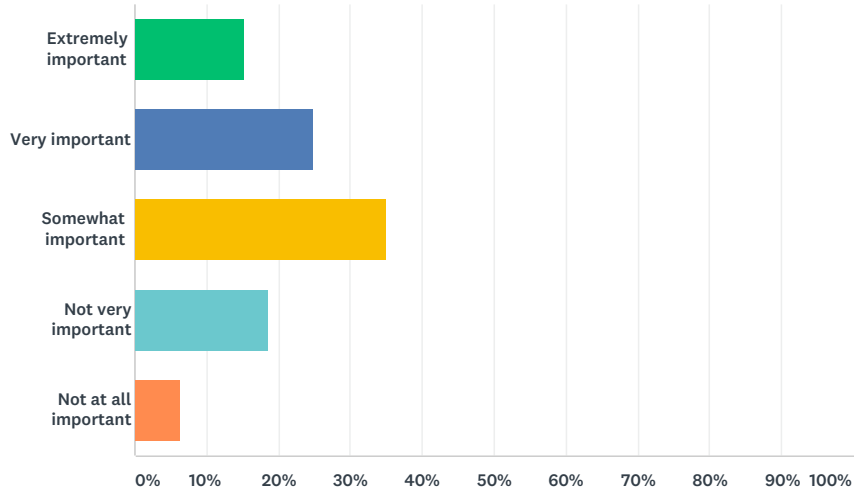


	YES	NO	NOT SURE	TOTAL	WEIGHTED AVERAGE
Looking for a different home size that meets your needs	75.00% 153	19.12% 39	5.88% 12	204	1.31
Maintaining your current home will be too expensive	38.00% 76	44.00% 88	18.00% 36	200	1.80
Fearing for your personal safety or security concerns	12.44% 25	83.08% 167	4.48% 9	201	1.92
Looking for a home that will help you live independently as you age	74.38% 151	17.24% 35	8.37% 17	203	1.34
Wanting to move to an area that has better health care facilities	17.91% 36	65.67% 132	16.42% 33	201	1.99
Wanting to be closer to family	37.13% 75	52.97% 107	9.90% 20	202	1.73
Needing more access to public transportation	24.00% 48	60.50% 121	15.50% 31	200	1.92
Wanting to live in a different climate	36.45% 74	45.81% 93	17.73% 36	203	1.81
Looking for an area that has a lower cost of living	30.69% 62	49.50% 100	19.80% 40	202	1.89

Q8 How important is it for you to remain in the City of Parkville as you age?

Answered: 209 Skipped: 1

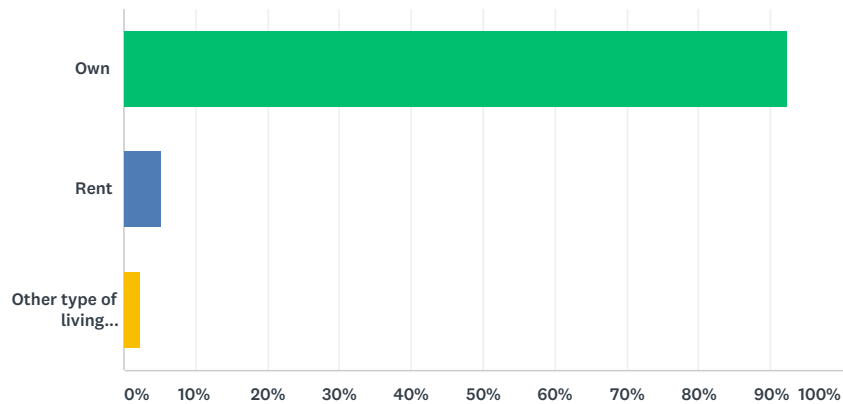
Community for All Ages Resident Survey



ANSWER CHOICES	RESPONSES	
Extremely important	15.31%	32
Very important	24.88%	52
Somewhat important	34.93%	73
Not very important	18.66%	39
Not at all important	6.22%	13
TOTAL		209

Q9 Do you own or rent your primary home – or do you have some other type of living arrangement, such as living in the home of a family member of friend?

Answered: 209 Skipped: 1

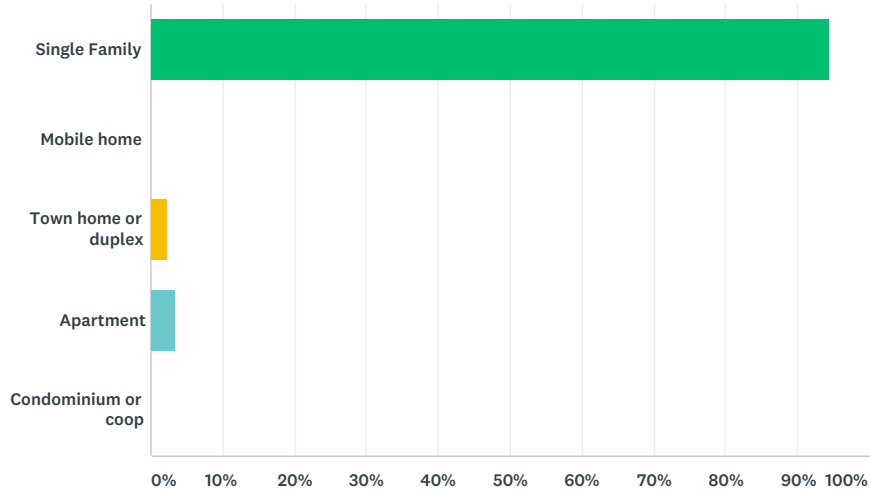


ANSWER CHOICES	RESPONSES	
Own	92.34%	193
Rent	5.26%	11
Other type of living arrangement	2.39%	5
TOTAL		209

Q10 What type of home is your primary home?

Answered: 209 Skipped: 1

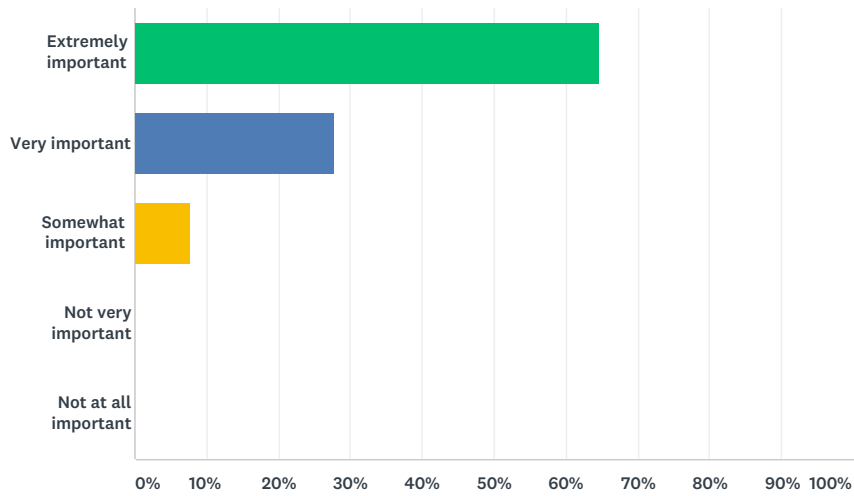
Community for All Ages Resident Survey



ANSWER CHOICES	RESPONSES	
Single Family	94.26%	197
Mobile home	0.00%	0
Town home or duplex	2.39%	5
Apartment	3.35%	7
Condominium or coop	0.00%	0
TOTAL		209

Q11 How important is it for you to be able to live independently in your own home as you age?

Answered: 209 Skipped: 1

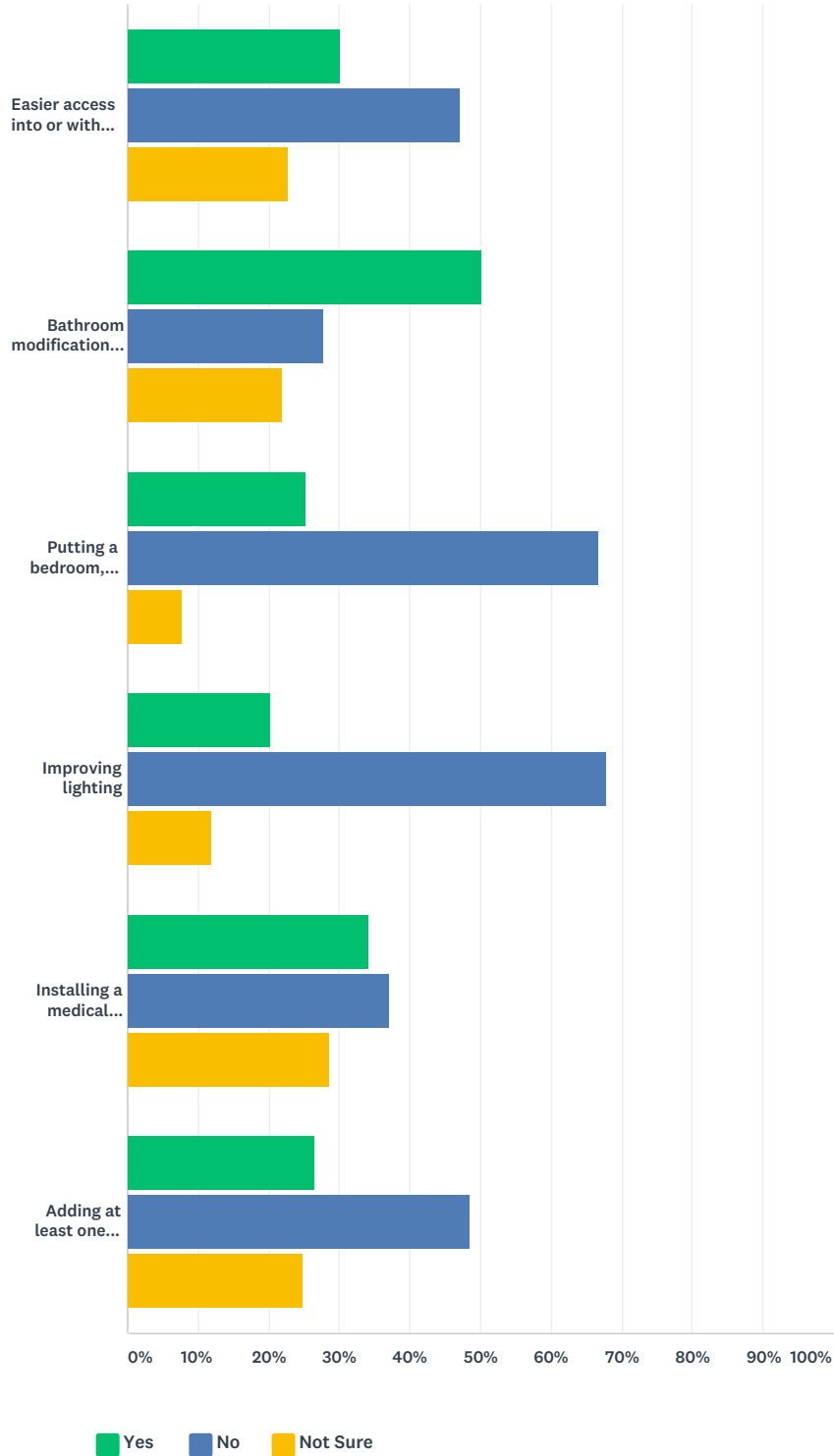


ANSWER CHOICES	RESPONSES	
Extremely important	64.59%	135
Very important	27.75%	58
Somewhat important	7.66%	16
Not very important	0.00%	0
Not at all important	0.00%	0
TOTAL		209

Community for All Ages Resident Survey

Q12 People sometimes make modifications to their home so they can stay there as they age. Do you think you will need to make the following types of modifications or improvements to your home to enable you to stay there as you age?

Answered: 207 Skipped: 3



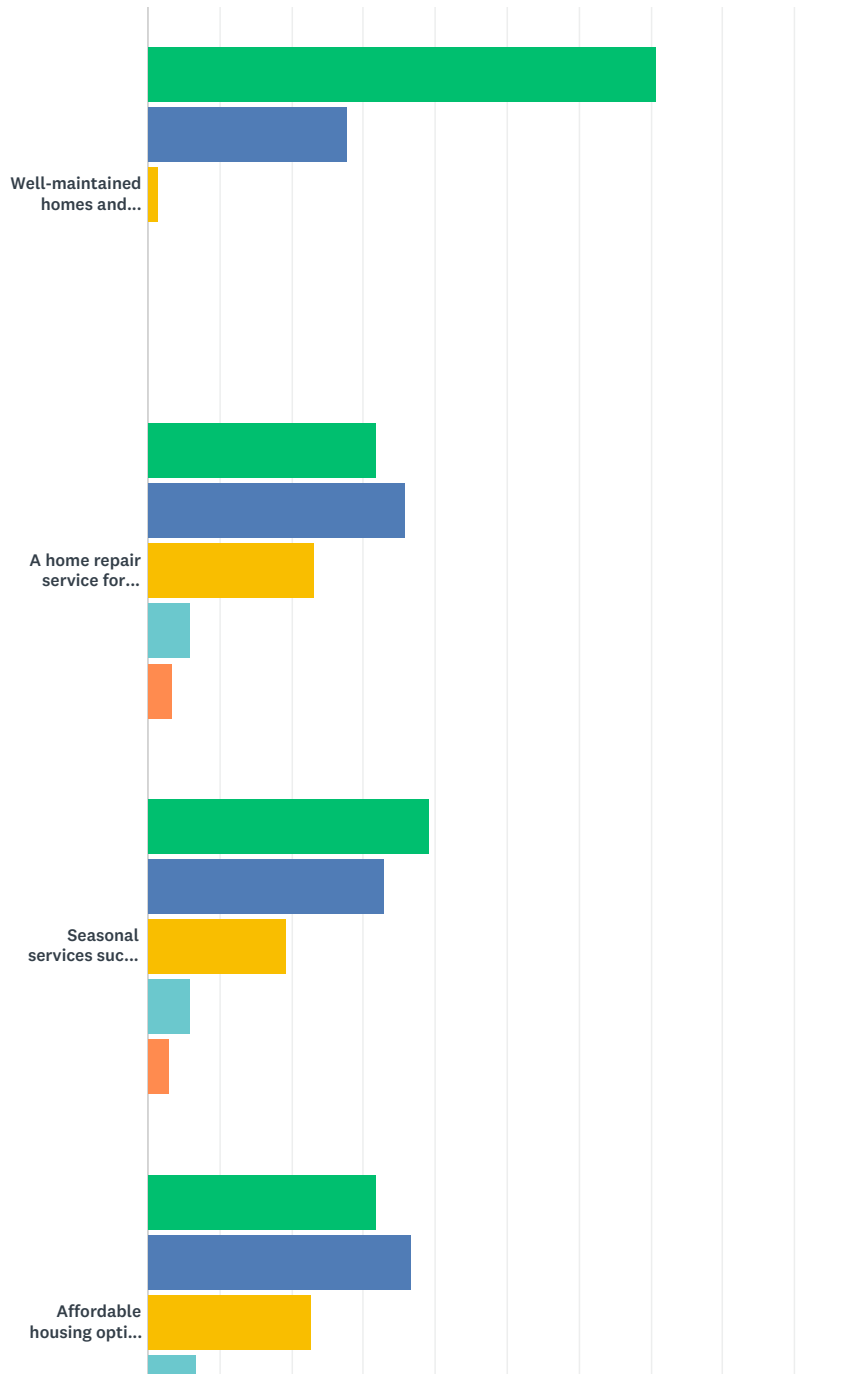
	YES	NO	NOT SURE	TOTAL	WEIGHTED AVERAGE
Easier access into or within your home such as a ramp, chairlift or elevator, or wider doorways	30.10% 62	47.09% 97	22.82% 47	206	1.93

Community for All Ages Resident Survey

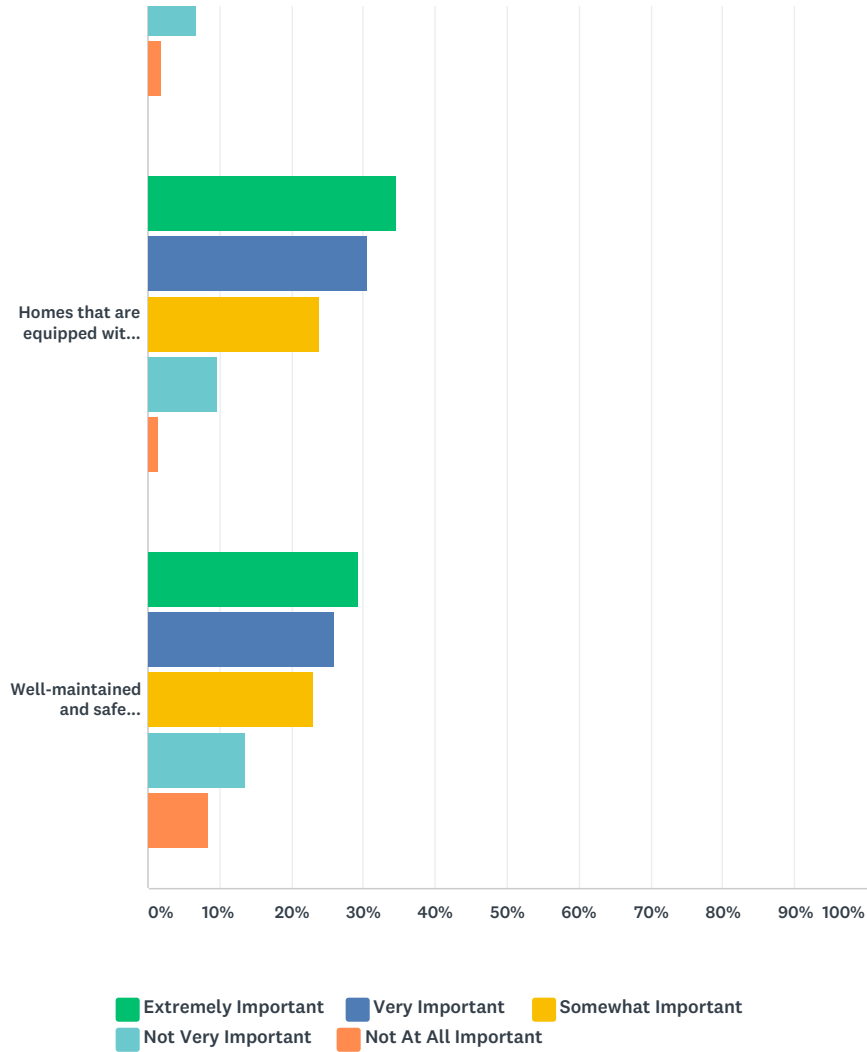
Bathroom modifications such as grab bars, handrails, a higher toilet or non-slip tiles	50.24% 103	27.80% 57	21.95% 45	205	1.72
Putting a bedroom, bathroom and kitchen on the first floor	25.37% 52	66.83% 137	7.80% 16	205	1.82
Improving lighting	20.30% 41	67.82% 137	11.88% 24	202	1.92
Installing a medical emergency response system that notifies others in case of an emergency	34.16% 69	37.13% 75	28.71% 58	202	1.95
Adding at least one no-step entry into the house	26.47% 54	48.53% 99	25.00% 51	204	1.99

Q13 How important do you think it is to have the following in your community?

Answered: 209 Skipped: 1



Community for All Ages Resident Survey

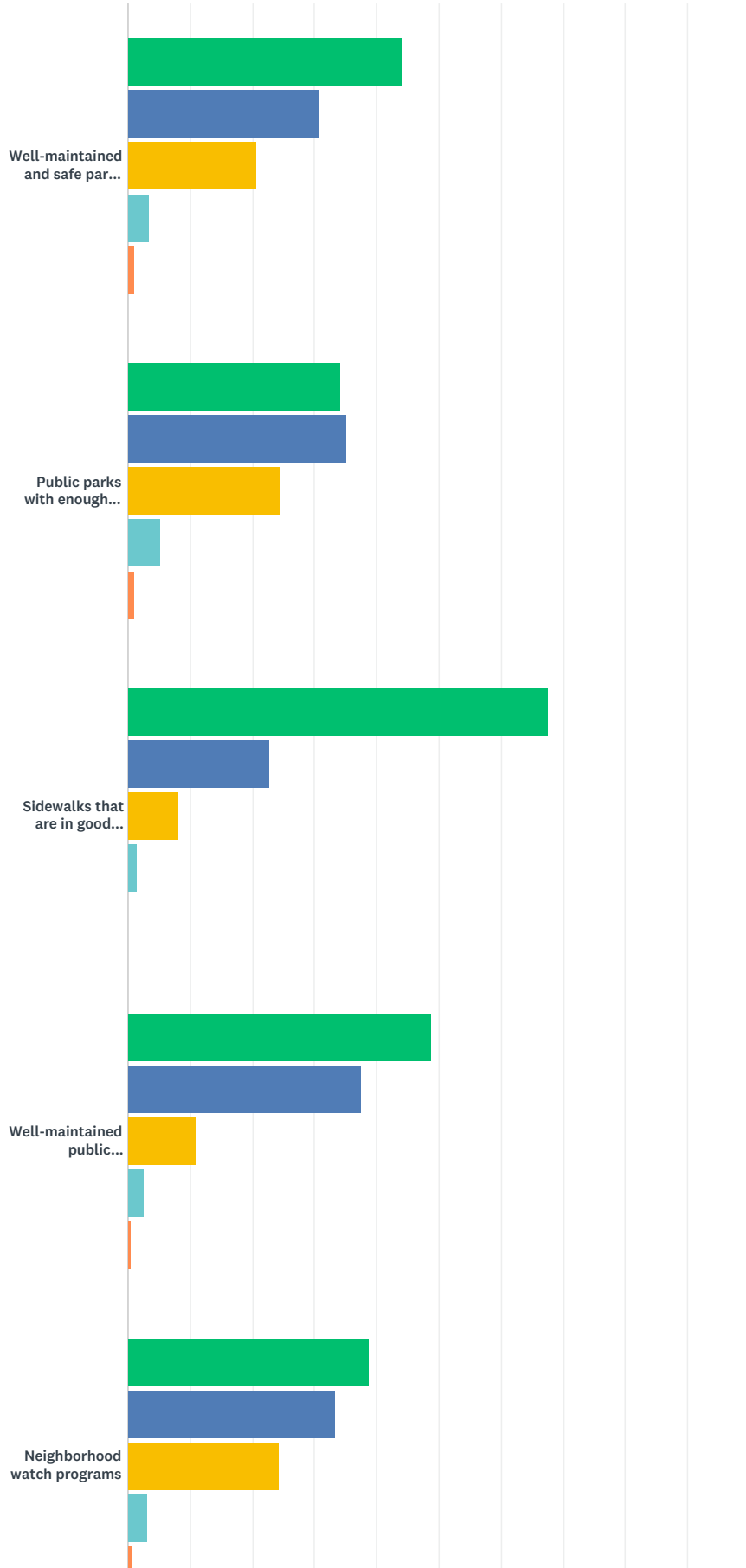


	EXTREMELY IMPORTANT	VERY IMPORTANT	SOMEWHAT IMPORTANT	NOT VERY IMPORTANT	NOT AT ALL IMPORTANT	TOTAL	WEIGHTED AVERAGE
Well-maintained homes and properties	70.81% 148	27.75% 58	1.44% 3	0.00% 0	0.00% 0	209	1.31
A home repair service for low-income and older adults that helps with repairs	31.88% 66	35.75% 74	23.19% 48	5.80% 12	3.38% 7	207	2.13
Seasonal services such as lawn work or snow removal for low-income and older adults	39.13% 81	32.85% 68	19.32% 40	5.80% 12	2.90% 6	207	2.00
Affordable housing options (such as active adult communities, assisted living and communities with shared facilities and outdoor spaces) for adults of varying income levels	31.88% 66	36.71% 76	22.71% 47	6.76% 14	1.93% 4	207	2.10
Homes that are equipped with features such as a no-step entry, wider doorways, first floor bedroom and bath, grab bars in bathrooms	34.47% 71	30.58% 63	23.79% 49	9.71% 20	1.46% 3	206	2.13
Well-maintained and safe low-income housing	29.27% 60	25.85% 53	22.93% 47	13.66% 28	8.29% 17	205	2.46

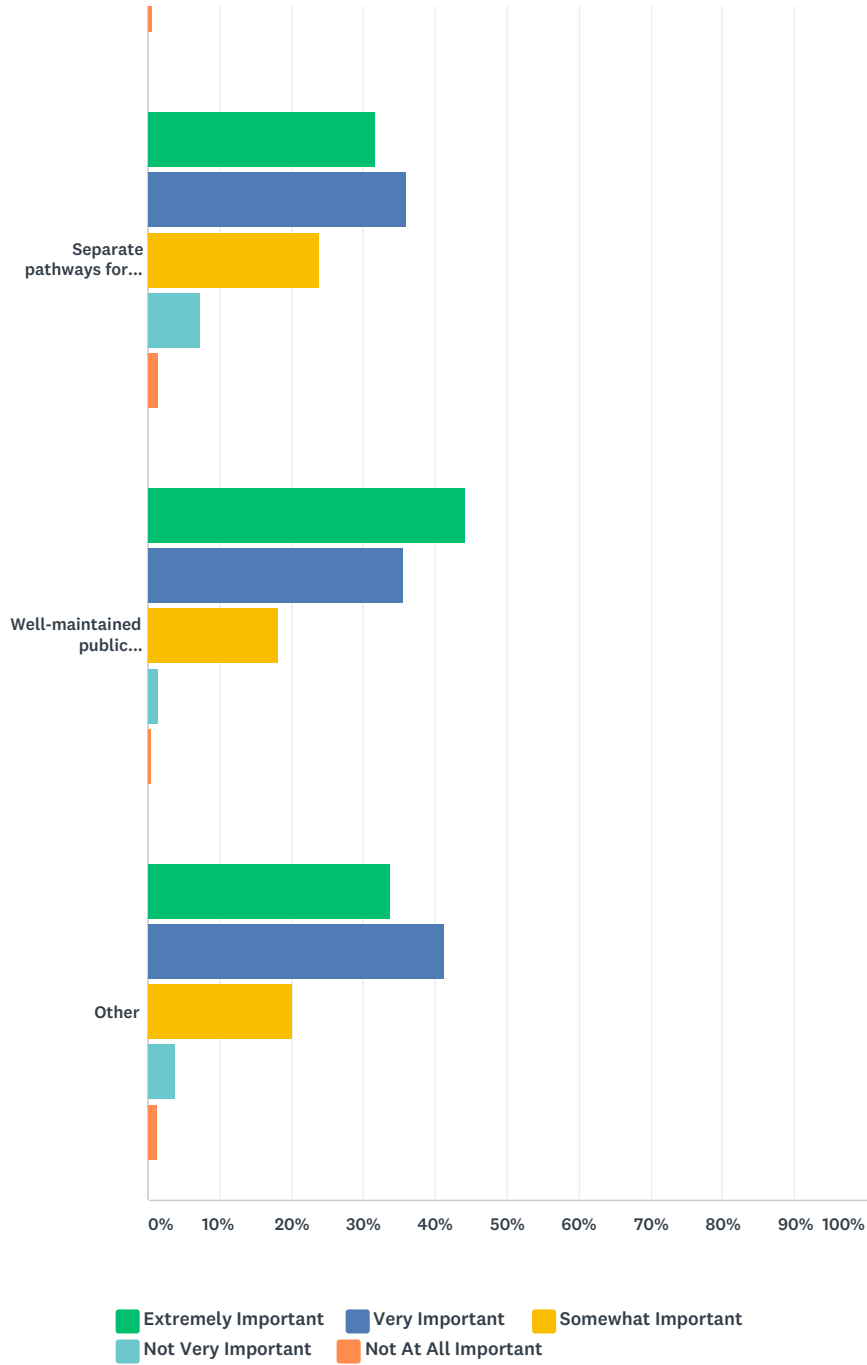
Q14 How important do you think it is to have the following in your community?

Community for All Ages Resident Survey

Answered: 209 Skipped: 1



Community for All Ages Resident Survey



■ Extremely Important
 ■ Very Important
 ■ Somewhat Important
■ Not Very Important
 ■ Not At All Important

	EXTREMELY IMPORTANT	VERY IMPORTANT	SOMEWHAT IMPORTANT	NOT VERY IMPORTANT	NOT AT ALL IMPORTANT	TOTAL	WEIGHTED AVERAGE
Well-maintained and safe parks that are within walking distance of your home	44.23% 92	30.77% 64	20.67% 43	3.37% 7	0.96% 2	208	1.0
Public parks with enough benches	34.13% 71	35.10% 73	24.52% 51	5.29% 11	0.96% 2	208	2.0

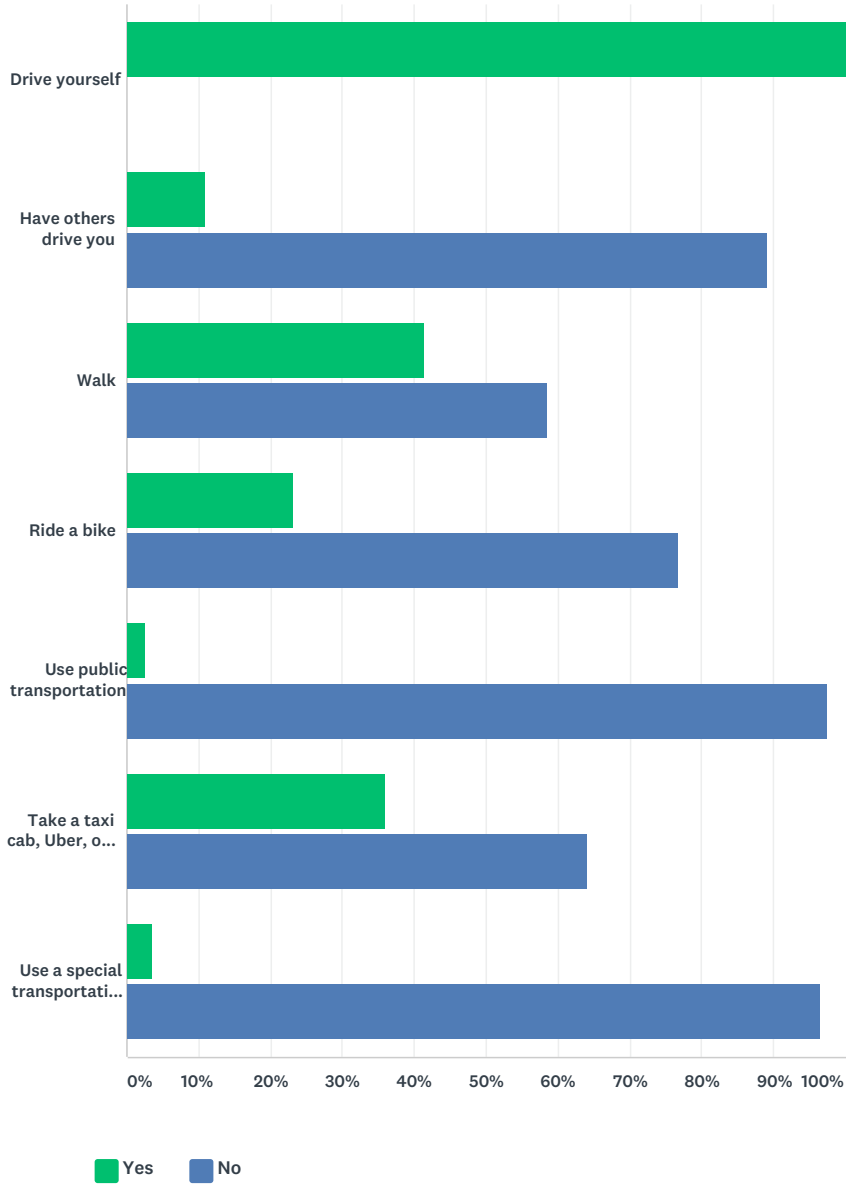
Community for All Ages Resident Survey

Sidewalks that are in good condition, free from obstruction and are safe for pedestrian use and accessible for wheelchairs and other assistive mobility devices	67.63% 140	22.71% 47	8.21% 17	1.45% 3	0.00% 0	207	1.
Well-maintained public buildings and facilities that are accessible to people of different physical abilities	48.77% 99	37.44% 76	10.84% 22	2.46% 5	0.49% 1	203	1.
Neighborhood watch programs	38.71% 72	33.33% 62	24.19% 45	3.23% 6	0.54% 1	186	1.
Separate pathways for bicyclists and pedestrians	31.55% 65	35.92% 74	23.79% 49	7.28% 15	1.46% 3	206	2.
Well-maintained public restrooms that are accessible to people of different physical abilities	44.23% 92	35.58% 74	18.27% 38	1.44% 3	0.48% 1	208	1.
Other	33.75% 27	41.25% 33	20.00% 16	3.75% 3	1.25% 1	80	1.

Q15 Do you get around for things like shopping, visiting the doctor, running errands or going other places in the following ways?

Answered: 209 Skipped: 1

Community for All Ages Resident Survey

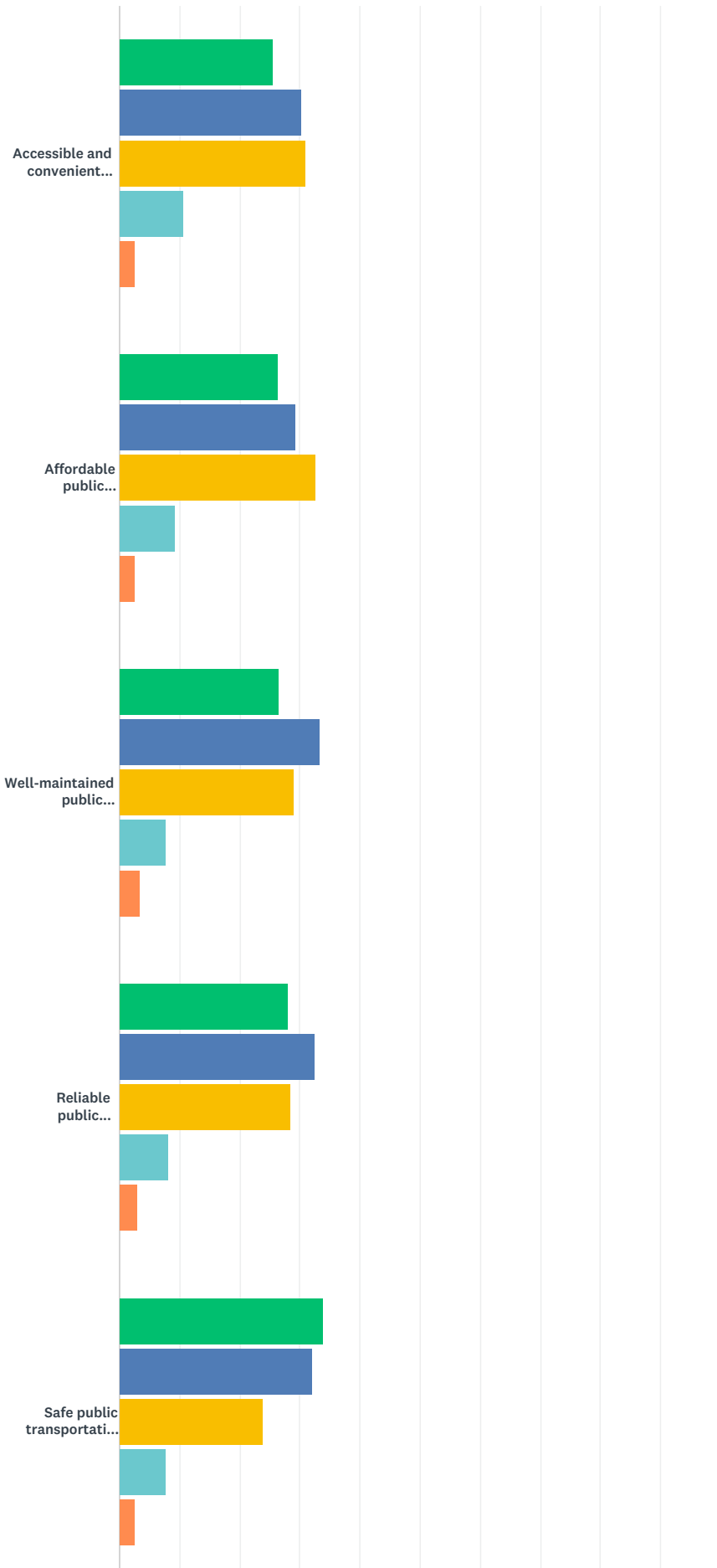


	YES	NO	TOTAL	WEIGHTED AVERAGE
Drive yourself	100.00% 209	0.00% 0	209	1.00
Have others drive you	10.84% 22	89.16% 181	203	1.89
Walk	41.38% 84	58.62% 119	203	1.59
Ride a bike	23.27% 47	76.73% 155	202	1.77
Use public transportation	2.48% 5	97.52% 197	202	1.98
Take a taxi cab, Uber, or other ride-sharing option	35.96% 73	64.04% 130	203	1.64
Use a special transportation service, such as one for seniors or persons with disabilities	3.48% 7	96.52% 194	201	1.97

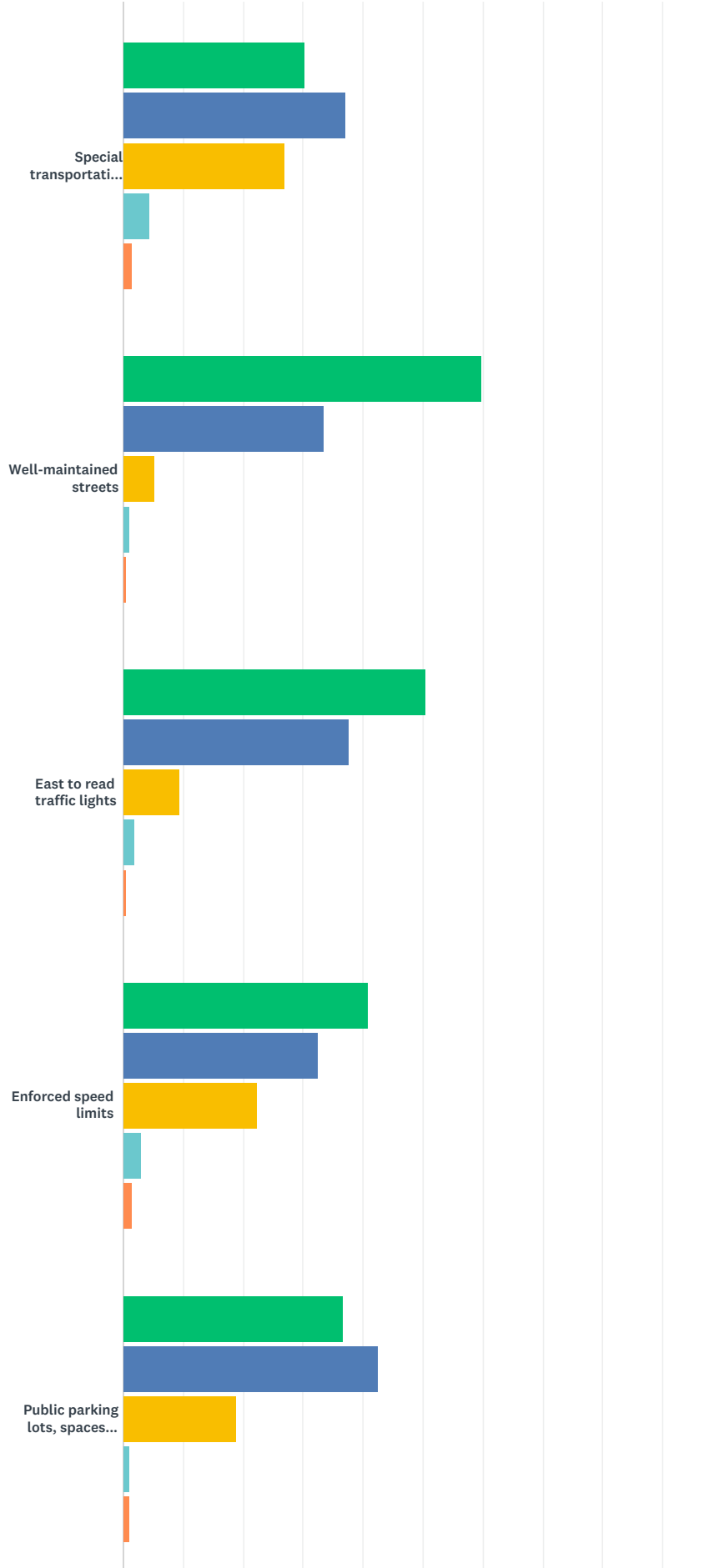
Q16 How important do you think it is to have the following in your community?

Answered: 209 Skipped: 1

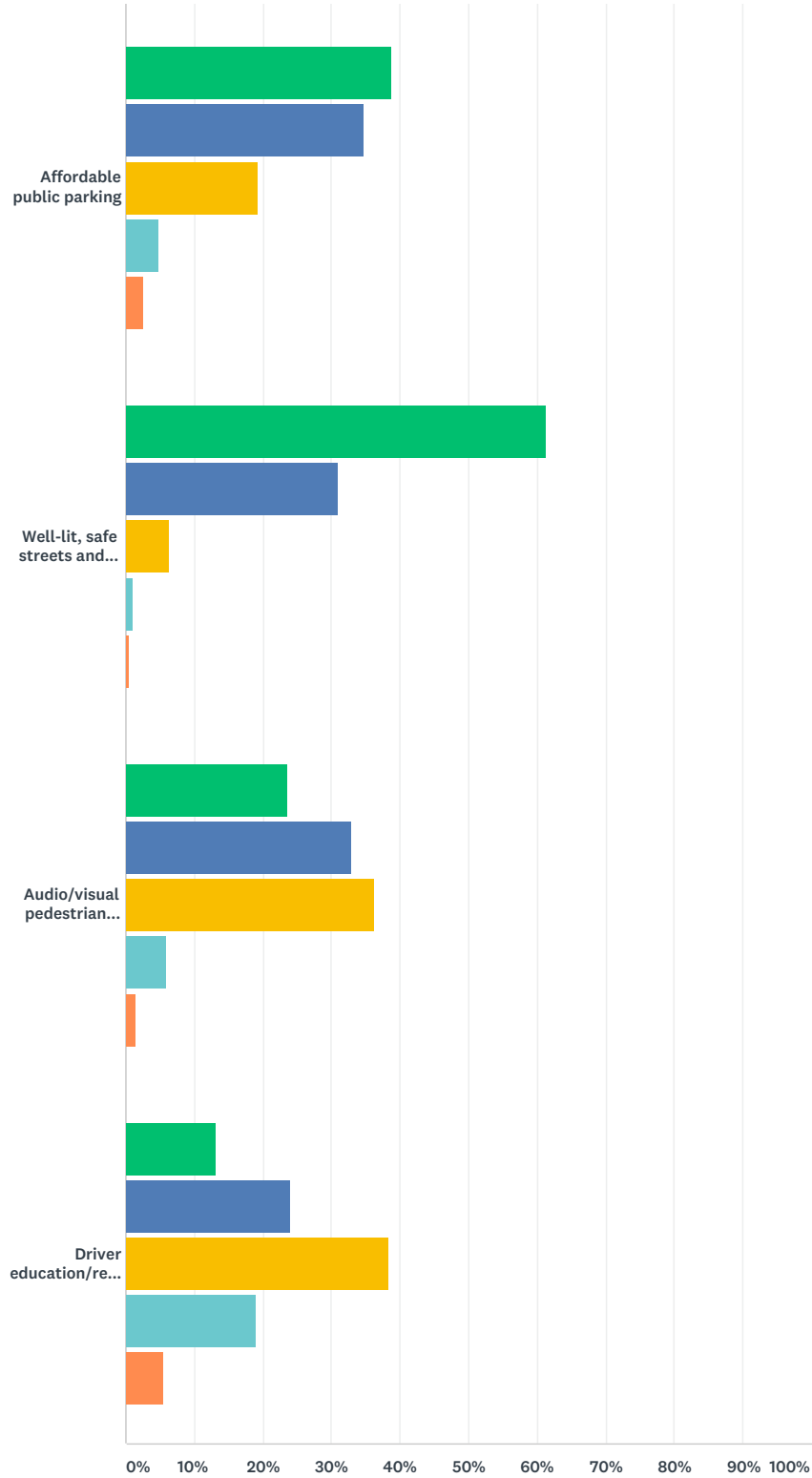
Community for All Ages Resident Survey



Community for All Ages Resident Survey



Community for All Ages Resident Survey



■ Extremely Important
 ■ Very Important
 ■ Somewhat Important
■ Not Very Important
 ■ Not At All Important

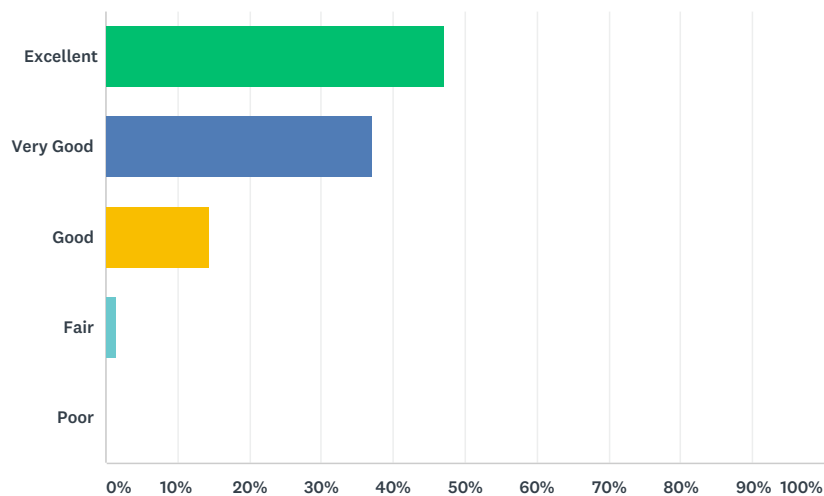
	EXTREMELY IMPORTANT	VERY IMPORTANT	SOMEWHAT IMPORTANT	NOT VERY IMPORTANT	NOT AT ALL IMPORTANT	TOTAL	WEIGH AVERA
Accessible and convenient public transportation	25.60% 53	30.43% 63	30.92% 64	10.63% 22	2.42% 5	207	

Community for All Ages Resident Survey

Affordable public transportation	26.34% 54	29.27% 60	32.68% 67	9.27% 19	2.44% 5	205
Well-maintained public transportation vehicles	26.57% 55	33.33% 69	28.99% 60	7.73% 16	3.38% 7	207
Reliable public transportation	28.02% 58	32.37% 67	28.50% 59	8.21% 17	2.90% 6	207
Safe public transportation stops or areas	33.98% 70	32.04% 66	23.79% 49	7.77% 16	2.43% 5	206
Special transportation services for people with disabilities and older adults	30.29% 63	37.02% 77	26.92% 56	4.33% 9	1.44% 3	208
Well-maintained streets	59.81% 125	33.49% 70	5.26% 11	0.96% 2	0.48% 1	209
Easy to read traffic lights	50.49% 103	37.75% 77	9.31% 19	1.96% 4	0.49% 1	204
Enforced speed limits	40.78% 84	32.52% 67	22.33% 46	2.91% 6	1.46% 3	206
Public parking lots, spaces and areas to park	36.71% 76	42.51% 88	18.84% 39	0.97% 2	0.97% 2	207
Affordable public parking	38.65% 80	34.78% 72	19.32% 40	4.83% 10	2.42% 5	207
Well-lit, safe streets and intersections for all users (pedestrians, bicyclists, drivers)	61.35% 127	30.92% 64	6.28% 13	0.97% 2	0.48% 1	207
Audio/visual pedestrian crossings	23.67% 49	32.85% 68	36.23% 75	5.80% 12	1.45% 3	207
Driver education/refresher courses	13.24% 27	24.02% 49	38.24% 78	19.12% 39	5.39% 11	204

Q17 In general, when compared to most people your age, how would you rate your health?

Answered: 208 Skipped: 2



ANSWER CHOICES

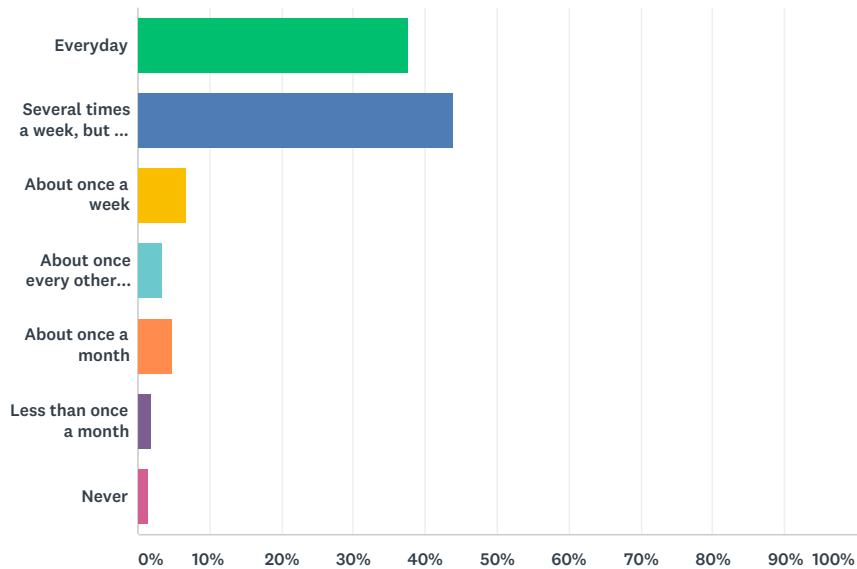
RESPONSES

Community for All Ages Resident Survey

Excellent	47.12%	98
Very Good	37.02%	77
Good	14.42%	30
Fair	1.44%	3
Poor	0.00%	0
TOTAL		208

Q18 How often do you engage in some form of physical exercise (such as walking, running, biking, swimming, sports, strength training, yoga, stretching)?

Answered: 207 Skipped: 3

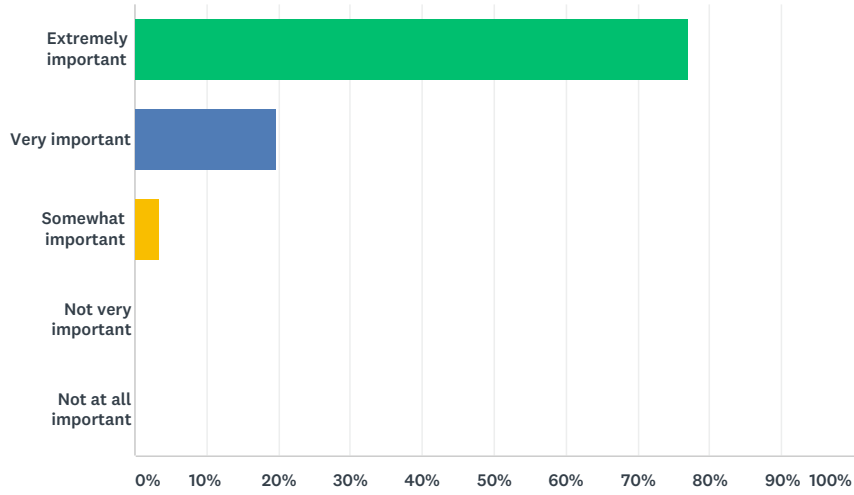


ANSWER CHOICES	RESPONSES	
Everyday	37.68%	78
Several times a week, but not everyday	43.96%	91
About once a week	6.76%	14
About once every other week	3.38%	7
About once a month	4.83%	10
Less than once a month	1.93%	4
Never	1.45%	3
TOTAL		207

Q19 How important is it to you to remain physically active for as long as possible?

Answered: 208 Skipped: 2

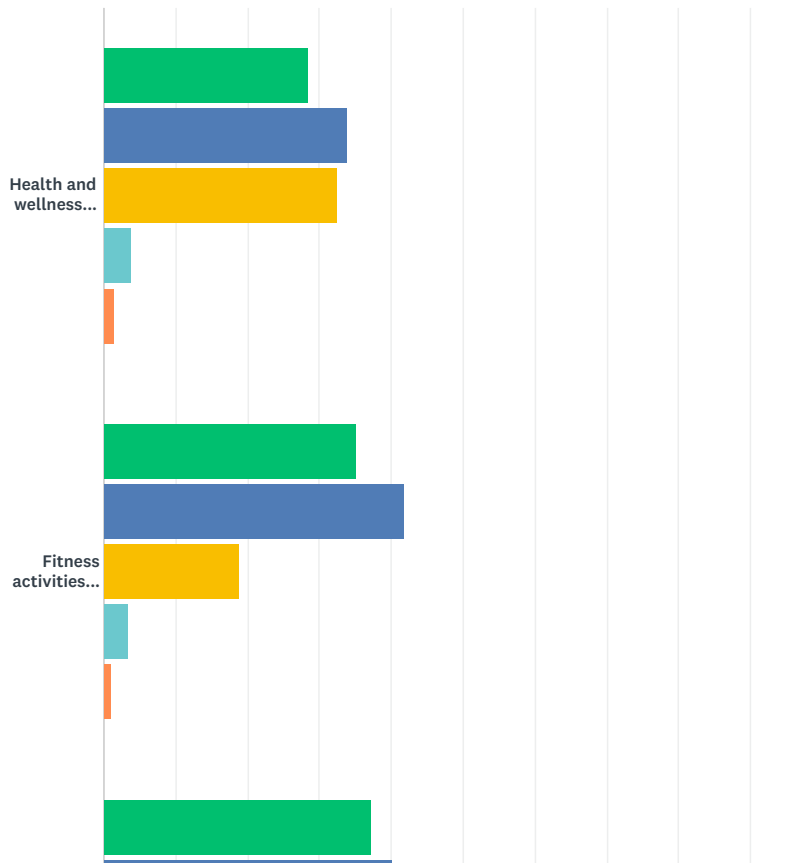
Community for All Ages Resident Survey



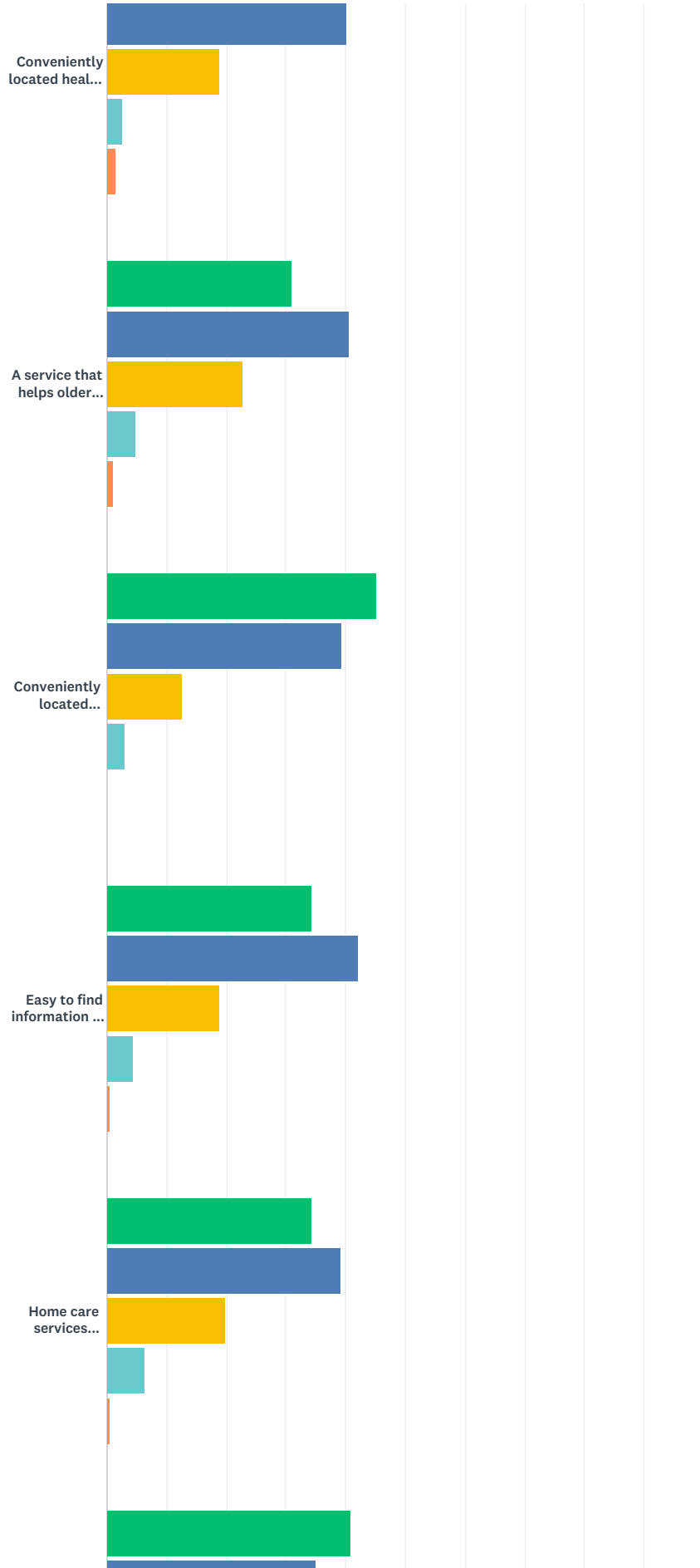
ANSWER CHOICES	RESPONSES	
Extremely important	76.92%	160
Very important	19.71%	41
Somewhat important	3.37%	7
Not very important	0.00%	0
Not at all important	0.00%	0
TOTAL		208

Q20 How important do you think it is to have the following in your community?

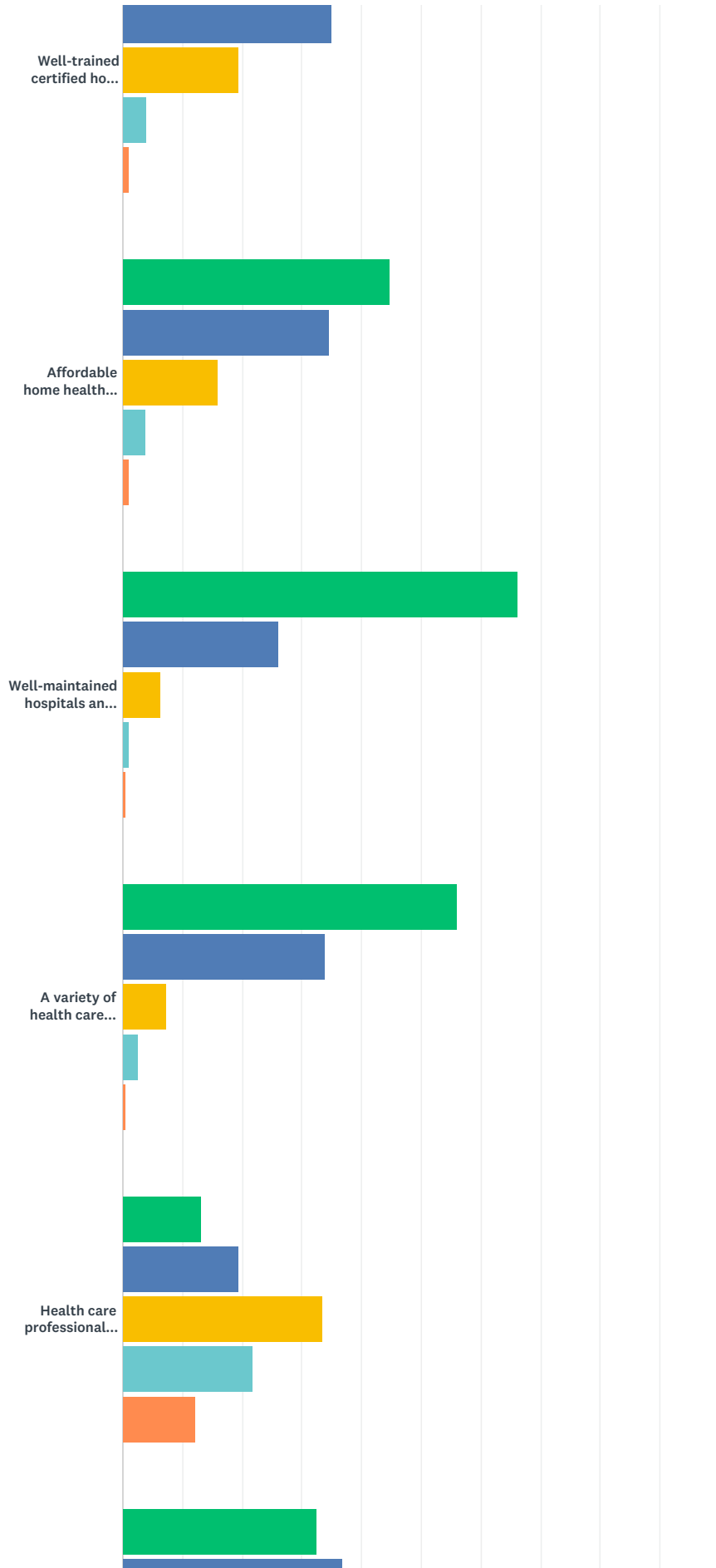
Answered: 208 Skipped: 2



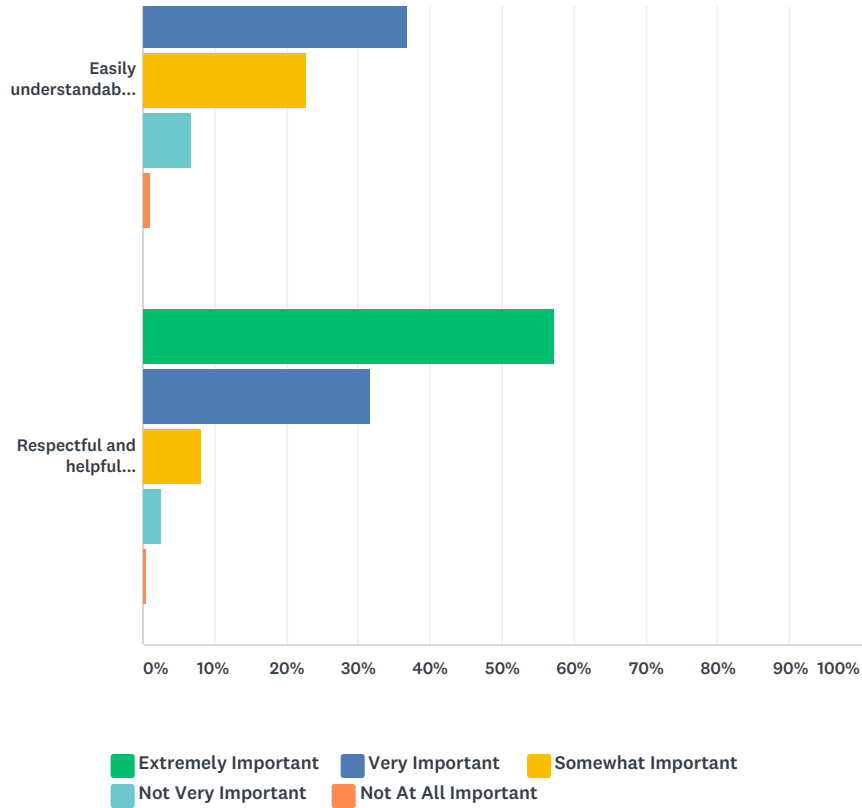
Community for All Ages Resident Survey



Community for All Ages Resident Survey



Community for All Ages Resident Survey



	EXTREMELY IMPORTANT	VERY IMPORTANT	SOMEWHAT IMPORTANT	NOT VERY IMPORTANT	NOT AT ALL IMPORTANT	TOTAL	WEIGHTED AVERAGE
Health and wellness programs and classes in areas such as nutrition, smoking cessation and weight control	28.50% 59	33.82% 70	32.37% 67	3.86% 8	1.45% 3	207	2.1
Fitness activities specifically geared to older adults	35.10% 73	41.83% 87	18.75% 39	3.37% 7	0.96% 2	208	1.9
Conveniently located health and social services	37.20% 77	40.10% 83	18.84% 39	2.42% 5	1.45% 3	207	1.9
A service that helps older adults find and access health and supportive services	30.92% 64	40.58% 84	22.71% 47	4.83% 10	0.97% 2	207	2.0
Conveniently located emergency care centers	45.15% 93	39.32% 81	12.62% 26	2.91% 6	0.00% 0	206	1.7
Easy to find information on local health and supportive services	34.30% 71	42.03% 87	18.84% 39	4.35% 9	0.48% 1	207	1.9

Community for All Ages Resident Survey

Home care services including health, personal care and housekeeping	34.30% 71	39.13% 81	19.81% 41	6.28% 13	0.48% 1	207	2.0
Well-trained certified home health care providers	40.78% 84	34.95% 72	19.42% 40	3.88% 8	0.97% 2	206	1.8
Affordable home health care providers	44.71% 93	34.62% 72	15.87% 33	3.85% 8	0.96% 2	208	1.8
Well-maintained hospitals and health care facilities	66.18% 137	26.09% 54	6.28% 13	0.97% 2	0.48% 1	207	1.4
A variety of health care professionals including specialists	56.04% 116	33.82% 70	7.25% 15	2.42% 5	0.48% 1	207	1.5
Health care professionals who speak different languages	13.11% 27	19.42% 40	33.50% 69	21.84% 45	12.14% 25	206	3.0
Easily understandable and helpful local hospital or clinic answering services	32.52% 67	36.89% 76	22.82% 47	6.80% 14	0.97% 2	206	2.0
Respectful and helpful hospital and clinic staff	57.28% 118	31.55% 65	8.25% 17	2.43% 5	0.49% 1	206	1.5

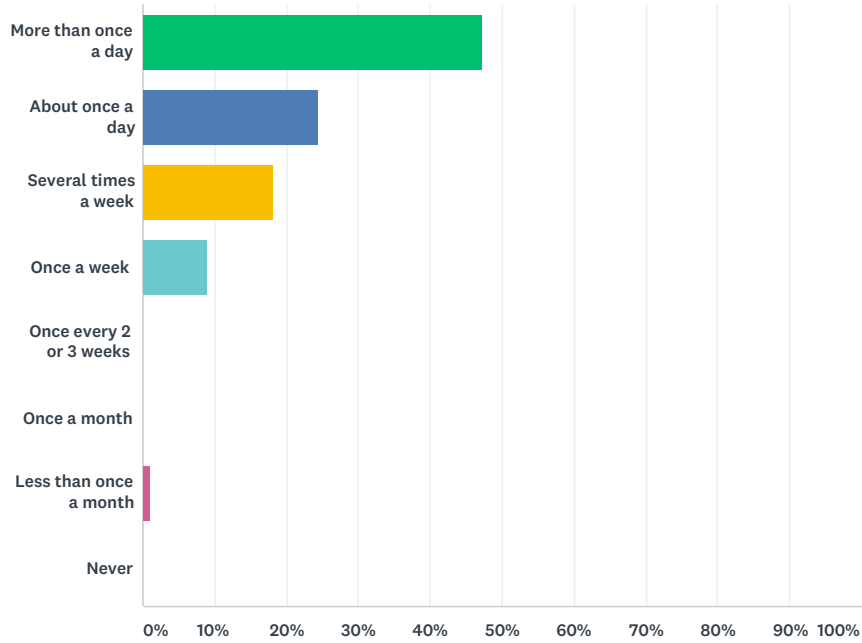
Q21 About how frequently do you interact with your friends, family or neighbors in your community? This interaction could be by phone, in person, email or social media (such as Facebook).

Answered: 139 Skipped: 71

Q22 About how frequently do you interact with your friends, family or neighbors in your community? This interaction could be by phone, in person, email or social media (such as Facebook).

Answered: 209 Skipped: 1

Community for All Ages Resident Survey

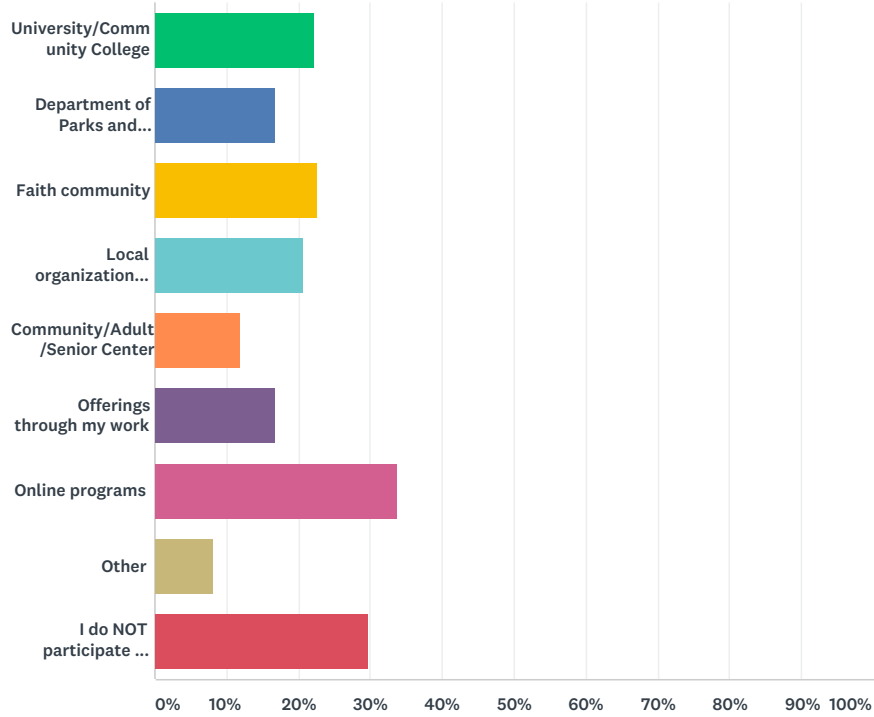


ANSWER CHOICES	RESPONSES	
More than once a day	47.37%	99
About once a day	24.40%	51
Several times a week	18.18%	38
Once a week	9.09%	19
Once every 2 or 3 weeks	0.00%	0
Once a month	0.00%	0
Less than once a month	0.96%	2
Never	0.00%	0
TOTAL		209

Q23 Where do you typically go for continuing education or self-improvement classes/workshops in your community? Check all that apply.

Answered: 208 Skipped: 2

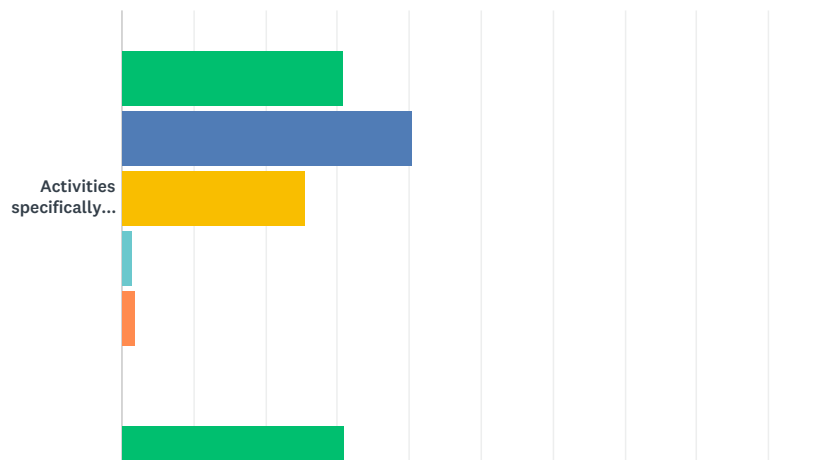
Community for All Ages Resident Survey



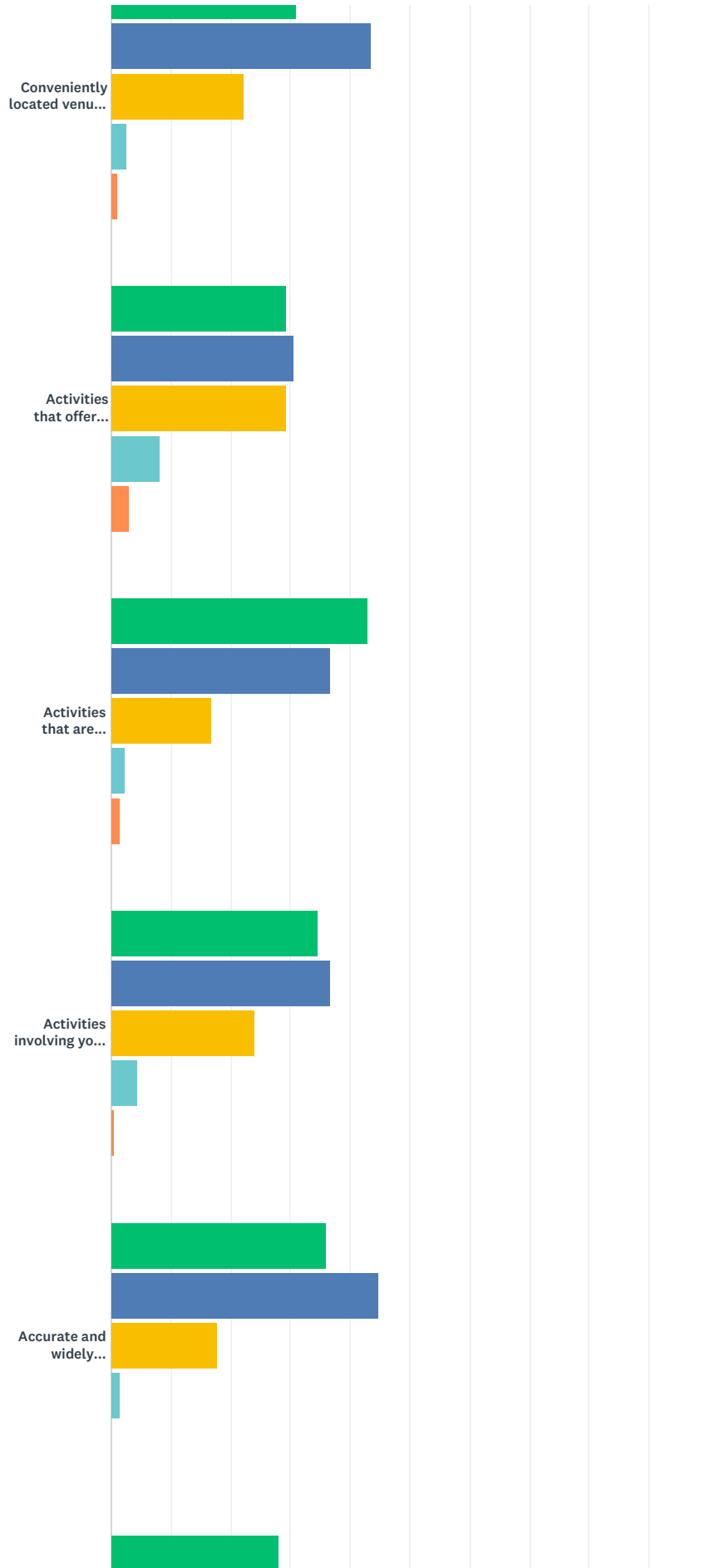
ANSWER CHOICES	RESPONSES	
University/Community College	22.12%	46
Department of Parks and Recreation	16.83%	35
Faith community	22.60%	47
Local organizations or businesses	20.67%	43
Community/Adult/Senior Center	12.02%	25
Offerings through my work	16.83%	35
Online programs	33.65%	70
Other	8.17%	17
I do NOT participate in any continuing education/self-improvement classes	29.81%	62
Total Respondents: 208		

Q24 How important do you think it is to have the following in your community?

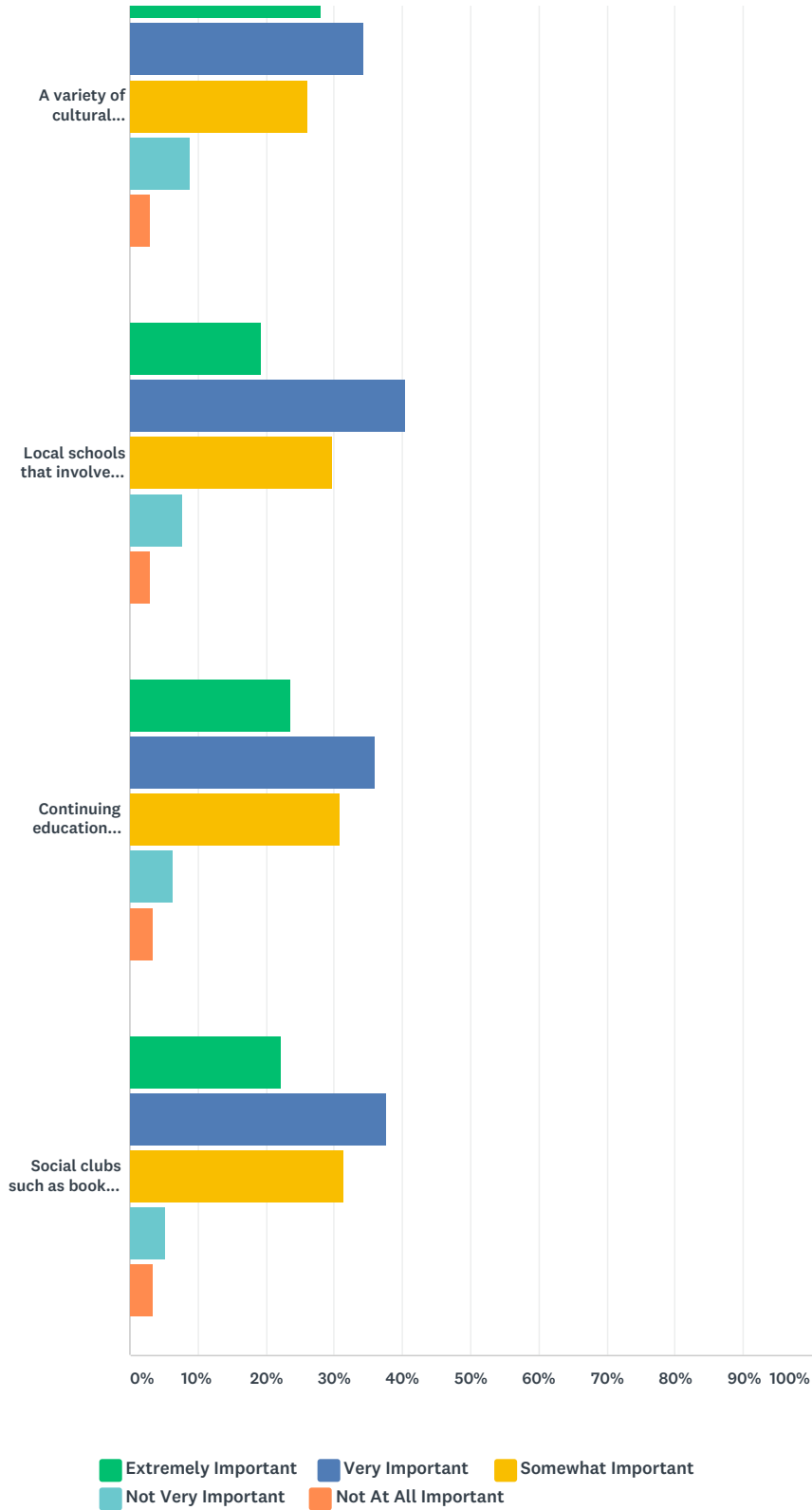
Answered: 209 Skipped: 1



Community for All Ages Resident Survey



Community for All Ages Resident Survey



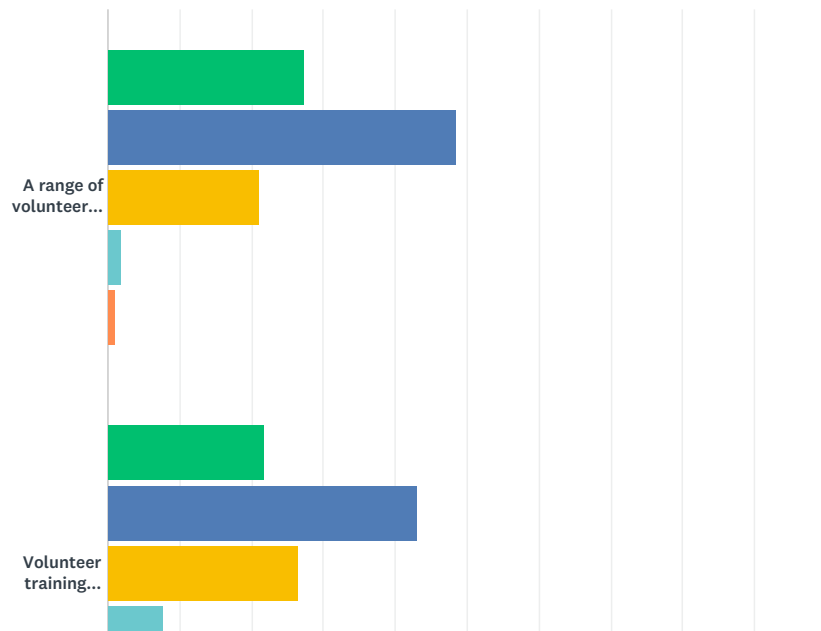
	EXTREMELY IMPORTANT	VERY IMPORTANT	SOMEWHAT IMPORTANT	NOT VERY IMPORTANT	NOT AT ALL IMPORTANT	TOTAL
Activities specifically geared to older adults	30.77% 64	40.38% 84	25.48% 53	1.44% 3	1.92% 4	208

Community for All Ages Resident Survey

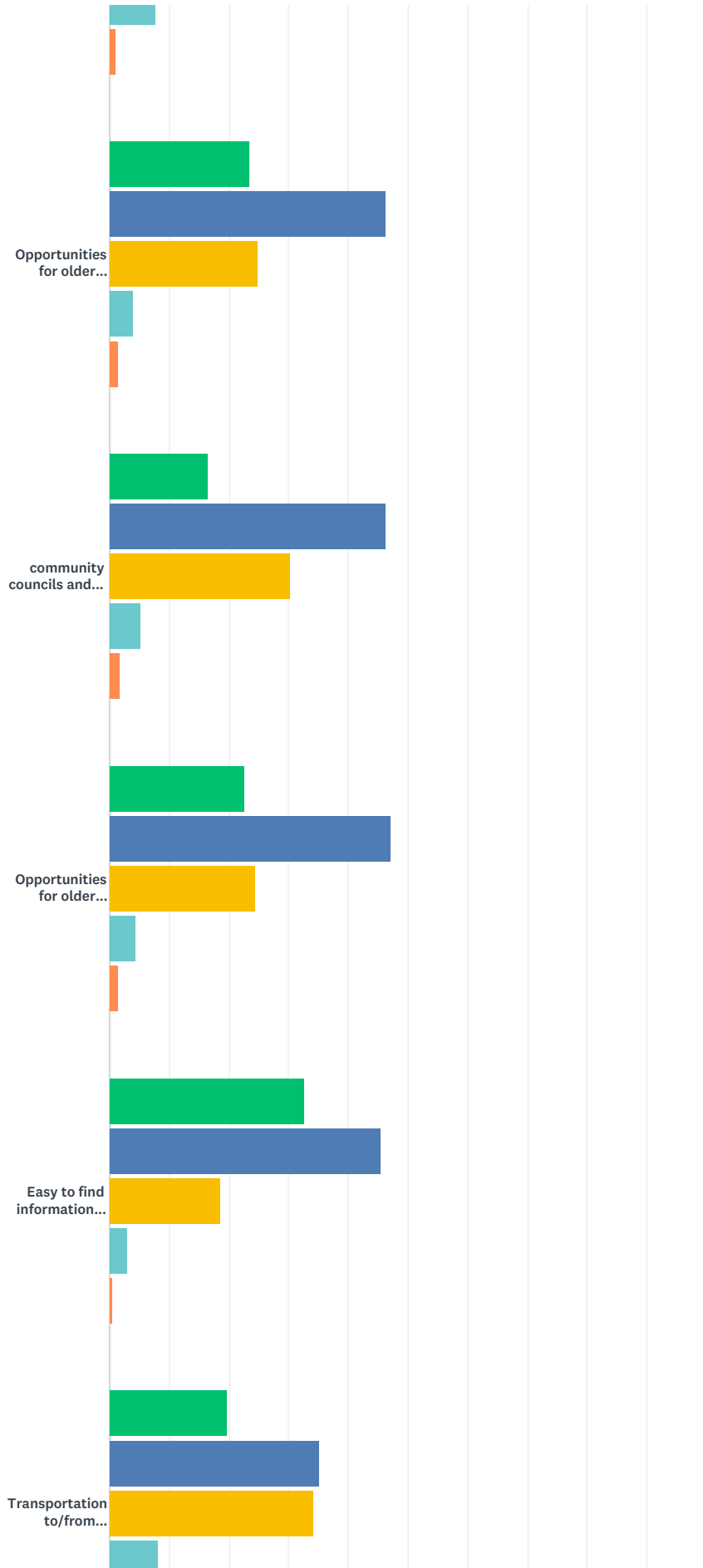
Conveniently located venues for entertainment	30.92% 64	43.48% 90	22.22% 46	2.42% 5	0.97% 2	207
Activities that offer senior discounts	29.19% 61	30.62% 64	29.19% 61	8.13% 17	2.87% 6	209
Activities that are affordable to all residents.	42.79% 89	36.54% 76	16.83% 35	2.40% 5	1.44% 3	208
Activities involving young and older people	34.62% 72	36.54% 76	24.04% 50	4.33% 9	0.48% 1	208
Accurate and widely publicized information about social activities	36.06% 75	44.71% 93	17.79% 37	1.44% 3	0.00% 0	208
A variety of cultural activities for diverse populations	28.02% 58	34.30% 71	26.09% 54	8.70% 18	2.90% 6	207
Local schools that involve older adults in events and activities	19.23% 40	40.38% 84	29.81% 62	7.69% 16	2.88% 6	208
Continuing education classes	23.56% 49	36.06% 75	30.77% 64	6.25% 13	3.37% 7	208
Social clubs such as books, gardening or crafts	22.22% 46	37.68% 78	31.40% 65	5.31% 11	3.38% 7	207

Q25 How important do you think it is to have the following in your community?

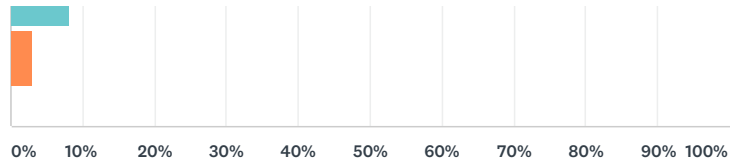
Answered: 209 Skipped: 1



Community for All Ages Resident Survey



Community for All Ages Resident Survey



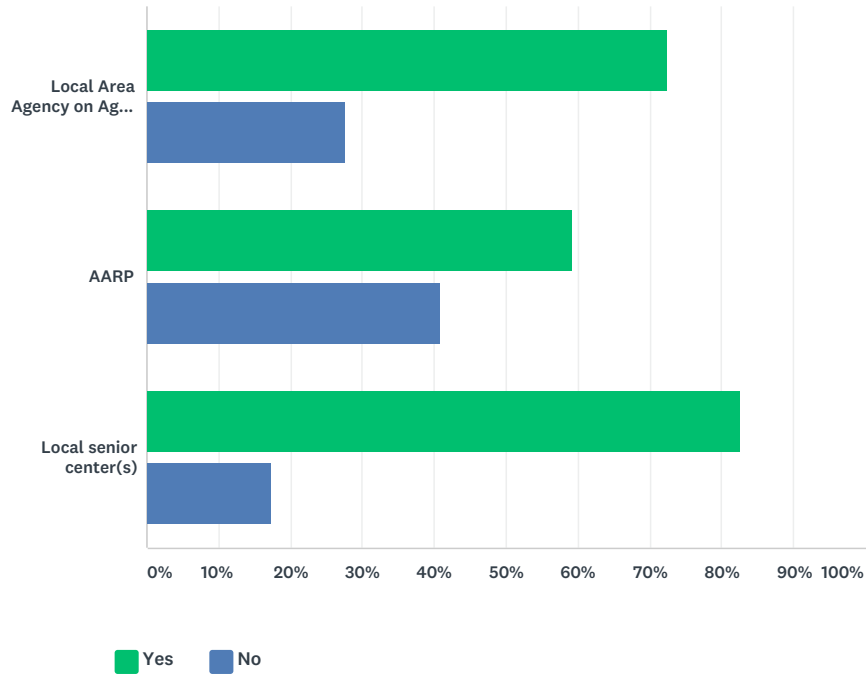
■ Extremely Important
 ■ Very Important
 ■ Somewhat Important
■ Not Very Important
 ■ Not At All Important

	EXTREMELY IMPORTANT	VERY IMPORTANT	SOMEWHAT IMPORTANT	NOT VERY IMPORTANT	NOT AT ALL IMPORTANT	TOTAL	WEIGHTED AVERAGE
A range of volunteer activities to choose from	27.40% 57	48.56% 101	21.15% 44	1.92% 4	0.96% 2	208	2.00
Volunteer training opportunities to help people perform better in their volunteer roles	21.74% 45	43.00% 89	26.57% 55	7.73% 16	0.97% 2	207	2.23
Opportunities for older adults to participate in decision making bodies such as	23.35% 46	46.19% 91	24.87% 49	4.06% 8	1.52% 3	197	2.14
community councils and commissions	16.57% 29	46.29% 81	30.29% 53	5.14% 9	1.71% 3	175	2.29
Opportunities for older adults to volunteer in city sponsored activities and programs	22.60% 47	47.12% 98	24.52% 51	4.33% 9	1.44% 3	208	2.15
Easy to find information about local volunteer opportunities	32.54% 68	45.45% 95	18.66% 39	2.87% 6	0.48% 1	209	1.93
Transportation to/from volunteer activities for those who need it	19.71% 41	35.10% 73	34.13% 71	8.17% 17	2.88% 6	208	2.39

Q26 Would you turn to one of the following resources if you, a family member or friend needed information about services for older adults, such as care-giving services, home delivered meals, home repair, medical transport or social activities?

Answered: 205 Skipped: 5

Community for All Ages Resident Survey



	YES	NO	TOTAL	WEIGHTED AVERAGE
Local Area Agency on Aging (AAA)	72.41% 147	27.59% 56	203	1.28
AARP	59.30% 118	40.70% 81	199	1.41
Local senior center(s)	82.67% 167	17.33% 35	202	1.17

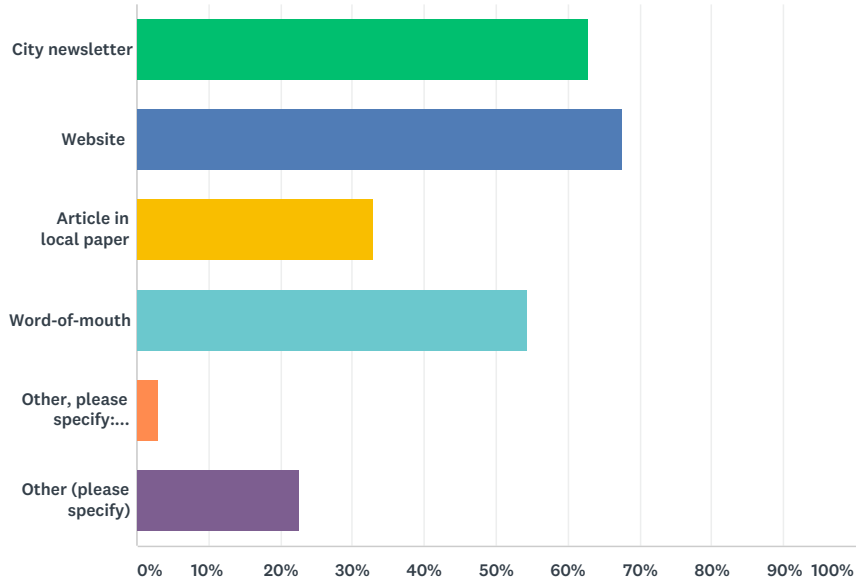
Q27 (NOTE: If your community has specific organizations (not listed above) that are key resources – please add it/them to the resource list above.

Answered: 35 Skipped: 175

Q28 How do you keep informed of city news? (Check all that apply)

Answered: 204 Skipped: 6

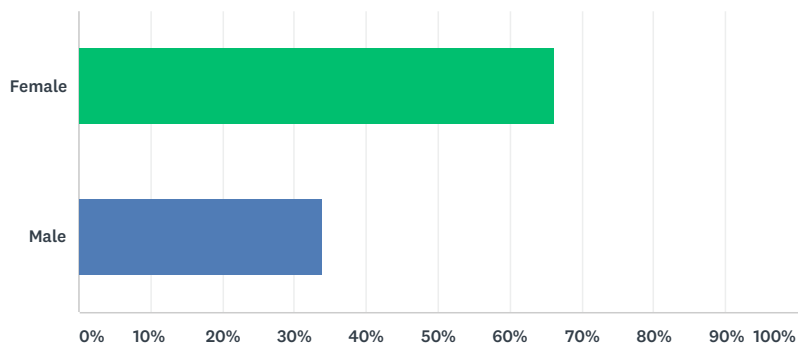
Community for All Ages Resident Survey



ANSWER CHOICES	RESPONSES	
City newsletter	62.75%	128
Website	67.65%	138
Article in local paper	32.84%	67
Word-of-mouth	54.41%	111
Other, please specify: _____	2.94%	6
Other (please specify)	22.55%	46
Total Respondents: 204		

Q29 Are you female or male?

Answered: 206 Skipped: 4



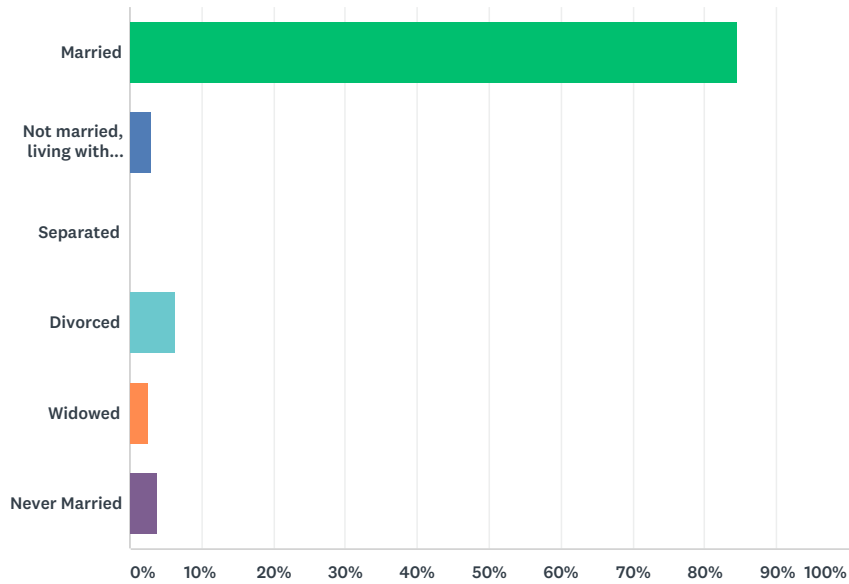
ANSWER CHOICES	RESPONSES	
Female	66.02%	136
Male	33.98%	70
TOTAL		206

Q30 What is your age as of your last birthday? (Age in Years)

Answered: 204 Skipped: 6

Q31 What is your current marital status?

Answered: 207 Skipped: 3

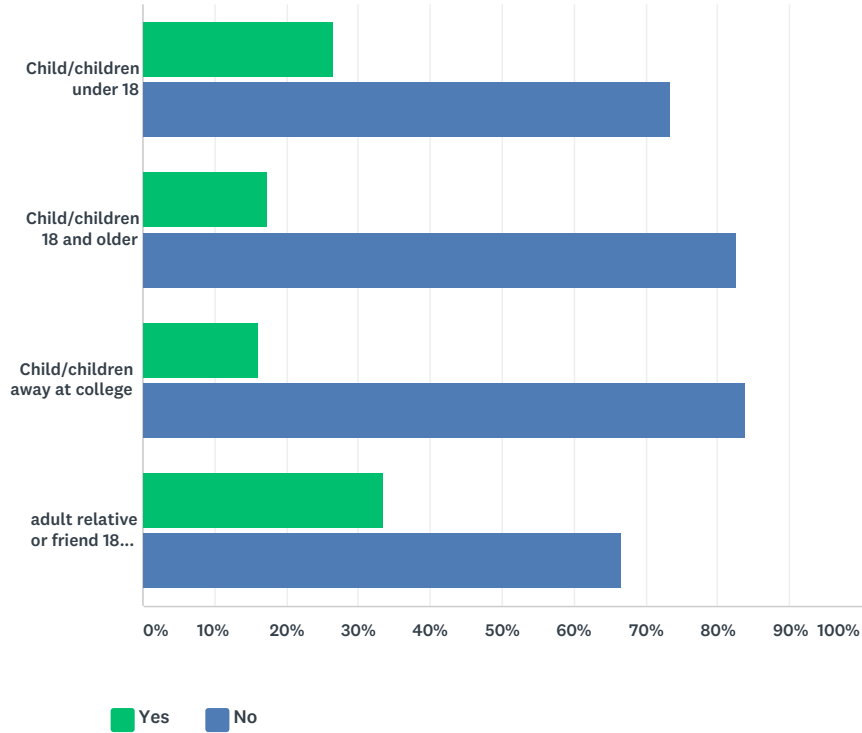


ANSWER CHOICES	RESPONSES	
Married	84.54%	175
Not married, living with partner	2.90%	6
Separated	0.00%	0
Divorced	6.28%	13
Widowed	2.42%	5
Never Married	3.86%	8
TOTAL		207

Q32 Besides yourself, do you have any of the following people living in your household?

Answered: 207 Skipped: 3

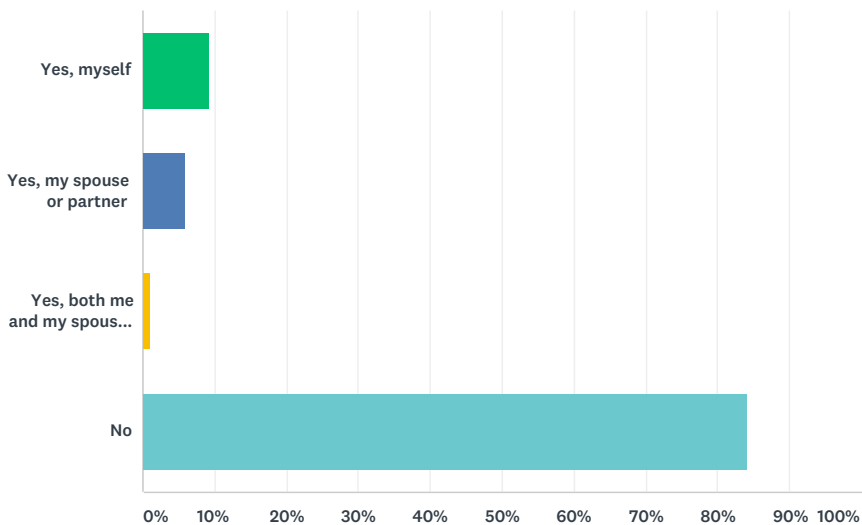
Community for All Ages Resident Survey



	YES	NO	TOTAL	WEIGHTED AVERAGE
Child/children under 18	26.50% 53	73.50% 147	200	1.74
Child/children 18 and older	17.28% 33	82.72% 158	191	1.83
Child/children away at college	16.04% 30	83.96% 157	187	1.84
adult relative or friend 18 or older	33.51% 65	66.49% 129	194	1.66

Q33 Does any disability, handicap, or chronic disease keep you and/or your spouse or partner from fully participating in work, school, housework or other activities? (CHECK ONLY ONE)

Answered: 208 Skipped: 2



ANSWER CHOICES

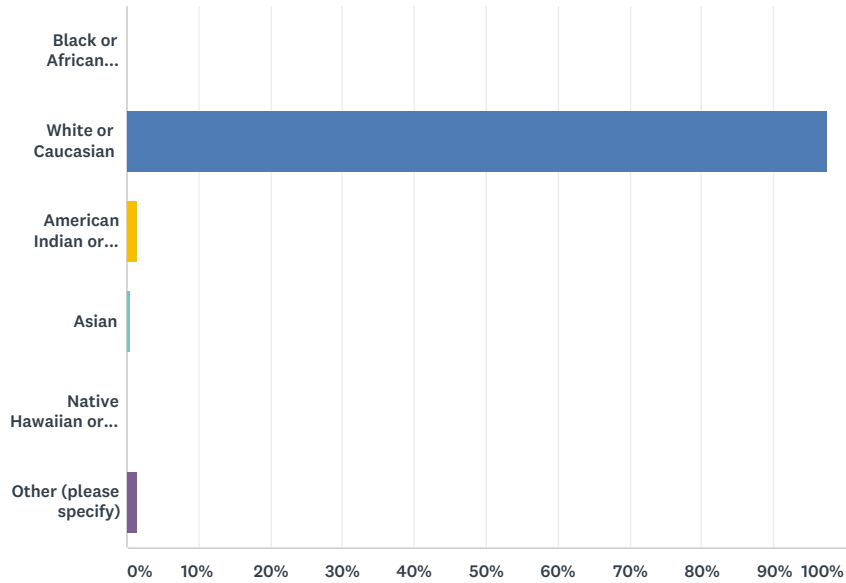
RESPONSES

Community for All Ages Resident Survey

Yes, myself	9.13%	19
Yes, my spouse or partner	5.77%	12
Yes, both me and my spouse or partner	0.96%	2
No	84.13%	175
TOTAL		208

Q34 What is your race and or ethnicity? (Check all that apply)

Answered: 206 Skipped: 4

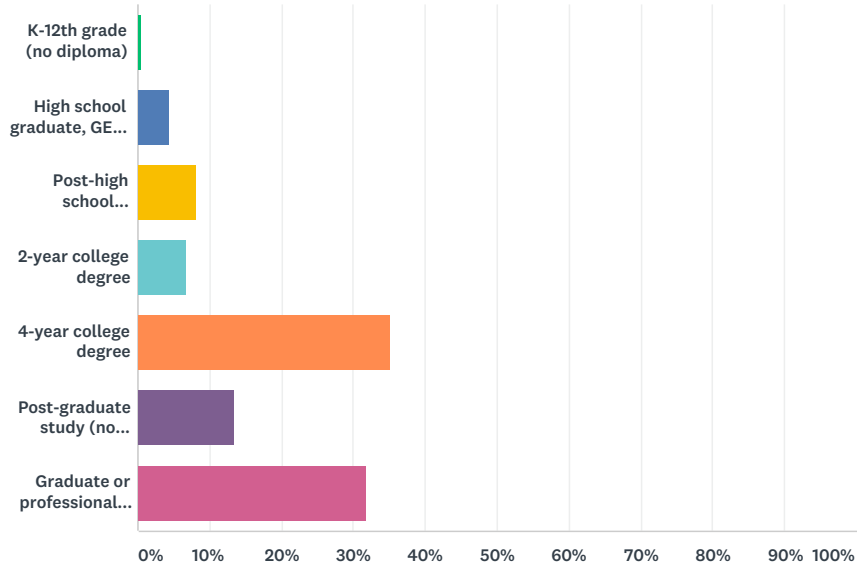


ANSWER CHOICES	RESPONSES
Black or African American	0.00% 0
White or Caucasian	97.57% 201
American Indian or Alaska Native	1.46% 3
Asian	0.49% 1
Native Hawaiian or other Pacific Islander	0.00% 0
Other (please specify)	1.46% 3
Total Respondents: 206	

Q35 What is the highest level of education you have completed?

Answered: 208 Skipped: 2

Community for All Ages Resident Survey

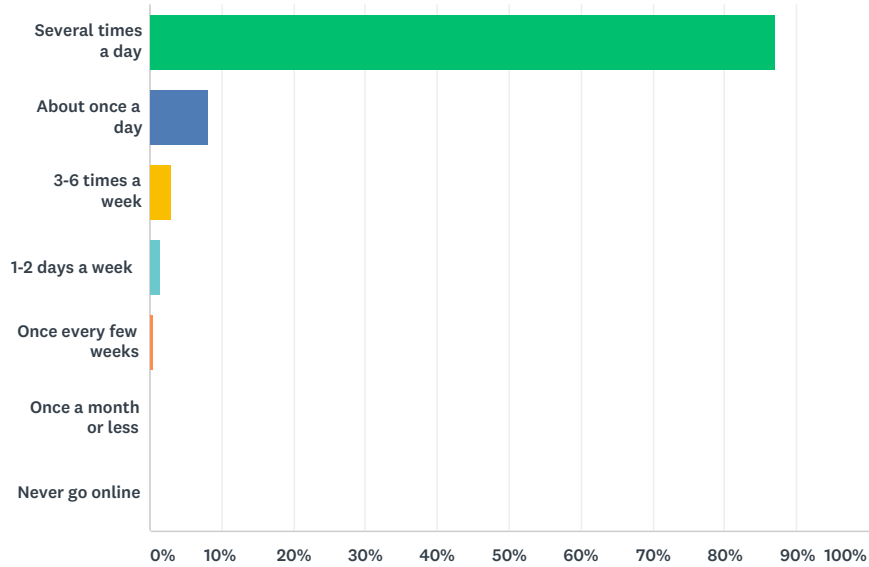


ANSWER CHOICES	RESPONSES
K-12th grade (no diploma)	0.48% 1
High school graduate, GED equivalent	4.33% 9
Post-high school education/training (no degree)	8.17% 17
2-year college degree	6.73% 14
4-year college degree	35.10% 73
Post-graduate study (no degree)	13.46% 28
Graduate or professional degree(s)	31.73% 66
TOTAL	208

Q36 In general, how often do you go online to access the Internet for things like sending or receiving email, getting news and information, paying bills or managing finances or buying products or services? This includes access from home, work, a mobile device (such as a smartphone), or someplace else.

Answered: 208 Skipped: 2

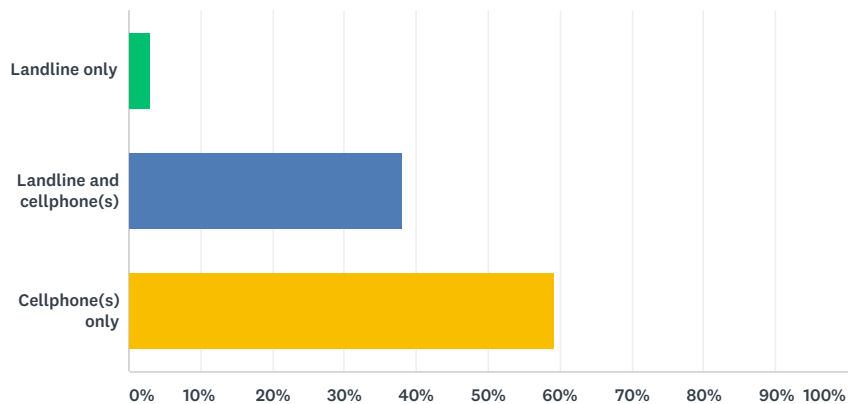
Community for All Ages Resident Survey



ANSWER CHOICES	RESPONSES	
Several times a day	87.02%	181
About once a day	8.17%	17
3-6 times a week	2.88%	6
1-2 days a week	1.44%	3
Once every few weeks	0.48%	1
Once a month or less	0.00%	0
Never go online	0.00%	0
TOTAL		208

Q37 How do you receive calls at home?

Answered: 208 Skipped: 2



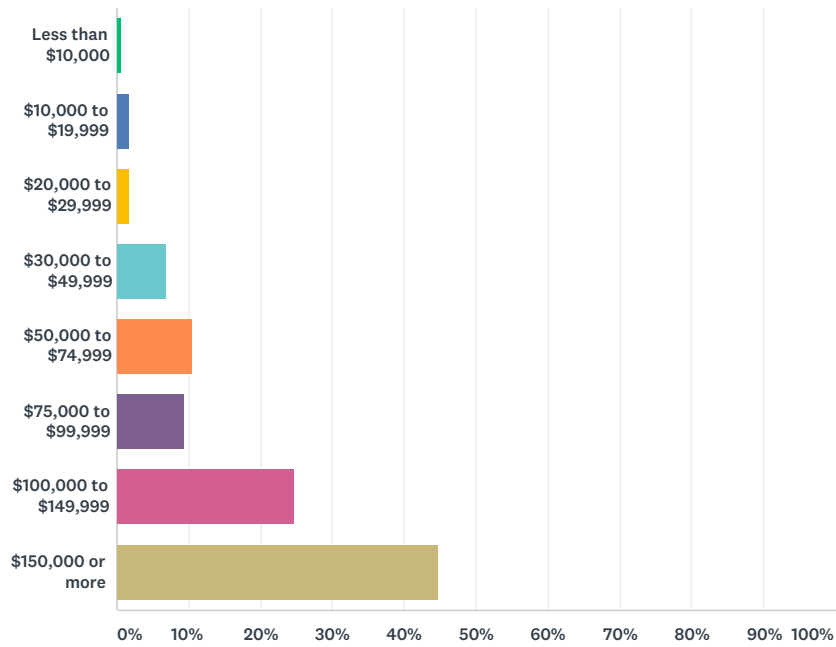
ANSWER CHOICES	RESPONSES	
Landline only	2.88%	6
Landline and cellphone(s)	37.98%	79
Cellphone(s) only	59.13%	123
TOTAL		208

Q38 What was your annual household income before taxes in the most

Community for All Ages Resident Survey

recent tax year?

Answered: 190 Skipped: 20



ANSWER CHOICES	RESPONSES
Less than \$10,000	0.53% 1
\$10,000 to \$19,999	1.58% 3
\$20,000 to \$29,999	1.58% 3
\$30,000 to \$49,999	6.84% 13
\$50,000 to \$74,999	10.53% 20
\$75,000 to \$99,999	9.47% 18
\$100,000 to \$149,999	24.74% 47
\$150,000 or more	44.74% 85
TOTAL	190